

UNIT 3

Nature's Bounty

Learning Objectives

The learner should be able to



Selvi went to a garden. She saw a **yellow flower** on the **tomato plant**. She went to pluck it. A **bee** came and said, "Please, leave it for me. It is my food".



She saw a **red tomato** on the tomato plant. She went to pluck it. A **parrot** came and said, "Please, leave it for me. It is my food".

She saw a **green leaf** on the tomato plant. A **grasshopper** came and said, "Please don't pluck the leaf. It is my food."



Watering the plant, Selvi said, "You provide food for all of us. Thank you very much".



Leaves

Let us go on a joyful journey into the world of plants.

Let Us Talk

Plants have different kinds of leaves. They are of various sizes, shapes, colours and textures. Talk about some leaves that you have seen around you.

Here are some helping words.

Vocabulary

light green, dark green, soft, smooth, rough, edge, sharp, rounded, dry, big, small, tip



Banana (Vazhai)



Mango (Maangai)



Drumstick (Murungai)



Neem (Veppa Ilai)



Coconut (Thennai)



Basil (Tulasi)



Mint (Pudhina)




Coriander (Kothamalli)



Curry leaves
(Karuveppilai)

🍃 Compare the leaves. Use the words you have learnt.




🍃 Leaf Rubbing. Let us make a leaf pattern using crayons.



🍃 Bring one leaf to class. Observe the changes in the leaf over a week.



Flowers



Look at the pictures. These are some flowers that we see around us. Let us name them.



Fire Cracker
(Kanakambaram)



Jasmine (Malligai)



Marigold (Samanthi)



Lotus (Tamarai)



Frangipani
(Sampangi)



Rose (Roja)



Screw Pine
(Thazhampoo)



Shoe Flower
(Chembaruthi)



Hari Champa
(Manoranjitham)

Which flower do you like?
Describe that flower.

Here are some words to help you.

Vocabulary

smell, petal, soft, smooth,
rough, thorn, colour, red,
pink, white, yellow





Some flowers have a pleasant smell.



Champaca
(Shenbagam)



Jasmine



Rose

We can keep flowers fresh as shown.

Flowers have different kinds of **petals**.
Observe the shapes of the petals.



Match the flowers with their petals.



Vegetables

Rhyme Time

I went to the market
with my bag
To buy tomatoes
red and round
Potatoes big and brown
Green chillies
long and thin
Fat pumpkins
orange and green
Purple brinjals
big and small
And drumsticks
green and lengthy
My bag became heavy
I came back home
with my basket full
Everybody smiled!



Let Us Talk

We all eat vegetables.
They keep us **healthy and strong**.
Which vegetables do you like?
Can you describe them?
Here are some words to help you.

Vocabulary

smooth, rough, big, small,
size, shape, colour, heavy,
light, taste, watery, hard,
round, long, brown, orange,
green, red, purple



Observe how nicely the vegetables are arranged !
We see cabbages, tomatoes, cucumber, ridgegourd,
carrots and many more. Shall we identify them?

A Vegetable Shop



Here are some commonly used vegetables.



Onion



Ginger



Garlic



Beetroot




Radish



Ladies finger

Look at the different varieties of brinjals given below.





Observe the vegetable man. Identify the vegetables he is made of. Describe them using the words you have learnt. Answer the questions.

- Which vegetables are hard ?
- Which vegetable is green and long ?
- Which vegetable is orange in colour ?


One group describes a vegetable and the other group names it.



You can play this game with your friends.



Vegetable Printing



With Ladies Finger




With Capsicum




Using Carrot




Using Lemon





Fruits



Vocabulary

ripe, juicy, fleshy,
small, big, sweet, sour,
dry fruits

🍌 Fruits keep us healthy .
There are many kinds of fruits.

🍌 Most fruits change their colour when they ripen.



Mango



Guava



Papaya



Banana



🍌 These are some fleshy fruits.



Papaya



Sapota

🍌 These are some juicy fruits.



Lemon



Watermelon



Orange



These are some small fruits.



Grapes



Jujuba
(Elanthai)

Some fruits are big.



Watermelon



Jackfruit

These are some fruits that are sour.



Lemon



Gooseberry

Some fruits are sweet.



Banana



Custard apple



Sapota

These are some fruits that taste both sweet and sour.



Grapes



Pineapple





🍌 These are some dry fruits.



Dates



Raisins



Figs


🍌 Do you know? **Birds and squirrels like fruits.**



Match the fruits with their cut portions.



🍌 You have learnt about many kinds of fruits.
You describe a fruit and your friend should name it.





Fruits are grown in orchards.

How do they reach our homes from there ?
Sequence the pictures in the right order by numbering them.



What does this picture show?

Always wash fruits and vegetables before you eat.

A	G	C	E	D	F	B	H
8	7	6	5	4	3	2	1

Answer






Evaluation



1. Circle the big leaf.



2. Circle the vegetable which is orange in colour.



3. Circle the long vegetable.




4. Circle the juicy fruit.



5. Circle the sour fruit.



6. Look at the pictures. Which flowers have a pleasant smell? Tick (✓) them.

☐☐☐☐



7. Match the following by drawing lines.



Self-Evaluation

_____→
I can name and describe some commonly found
leaves, flowers, fruits and vegetables.



I know the importance of plants in my life.

I can draw, colour, make vegetable prints and floral designs.

