


Lesson 3

Let's recite:

Traffic Lights



Red says, 'Stop'
Green says, 'Go',
Wait and watch
Before you go.



ACTIVITIES

1. Listen and say:

- (a) Who says 'Stop'?
- (b) Who says 'Go'?

2. Let's read what the children are saying:




I come to school
on a bicycle.

I come to
school on foot.



I come to
school by bus.



3 Work in pairs. Ask each other:
How do you come to school? Put a tick (✓) for the vehicles
you see while coming to school:



bus ☐



car ☐



bicycle ☐



rickshaw ☐



boat ☐

4. Let's recite:

The Wheels on the Bus

The wheels on the bus go round and round,
Round and round,
Round and round,


The wheels on the bus go round and round,
All through the town.

The horn on the bus goes beep beep beep,
Beep beep beep,
Beep beep beep,


The horn on the bus goes beep beep beep,
All through the town.



5. Work in pairs. Ask questions with "What colour is?"

What colour is  milk?
grass?
an apple?
a sunflower?
a crow?

Now, write the answers for the questions. One is done for you:

- | | | | |
|-----------------|--|--------|--------------------|
| (a) Milk |  is | white | (a) Milk is white. |
| (b) Grass | | green | (b) |
| (c) An apple | | red | (c) |
| (d) A sunflower | | yellow | (d) |
| (e) A crow | | black | (e) |


The teacher will help the learners to recite or sing the rhyme.

The teacher will make the learners sit in pairs. One learner will ask a question and the other will answer. The teacher will help learners, if necessary.

6. Listen:

Raju always goes to school with his father on a bicycle. One day, they went to town in a bus. The bus stopped at the railway gate. Raju saw a train passing by. He also saw many buses, cars, rickshaws and autorickshaws there. He asked his father when the bus would move. His father said it would move when the green light would be on. He also said that people on foot should cross the road at a zebra crossing. Raju was happy to learn this.

7. Find Raju's way to grandma's house:



8. Circle the words you know:

(a) tren train tran

(b) bot baot boat

(c) bicycle bycicle bicycel

(d) gren green grenn

(e) orenge oreng orange

(f) yellow yelow yeelow

9. Look at the pictures. Complete the words:



		C		C		E
--	--	---	--	---	--	---



T		A		N
---	--	---	--	---



B		S
---	--	---

10. Let's talk and write:

How many wheels do they have?

- (a) A bus has _____ wheels.
- (b) A bicycle has _____ wheels.
- (c) A car has _____ wheels.
- (d) A horse cart has _____ wheels.



11. Read:

Question: How many wheels are there in a rickshaw?

Answer: There are three wheels in a rickshaw.

Now, write questions using "How many":

Question:.....?

Answer: There are two wheels in a bicycle.

Question:.....?

Answer: There are four wheels in a car.

12. Let's read:


This is a car.

The car is red.

Papu's father drives the car.

The car runs on petrol.


Papu cleans the car on Sundays.



13. Choose words from the cloud and ask questions:

What Who

- (a) What's this?
It's a car.
- (b) ——— colour is the car?
It is red.
- (c) Who drives the car?
Papu's father drives the car.
- (d) ——— cleans the car?
Papu cleans the car.





14. Say as fast as you can:

Blue flowers, yellow flowers, flowers everywhere
Purple flowers, red flowers, dancing in the air.

15. Look at the grid and find the names of the vehicles. You can take help of the pictures:



G	A	B	I	C	Y	C	L	E
T	C	A	R	O	A	B	U	S
F	R	I	C	K	S	H	A	W
A	E	R	O	P	L	A	N	E
Q	Z	B	O	A	T	M	W	O



16. Let's make words:

(a) a

Write **c** in front of **a**.

Write **r** at the back of **a**.

(b) a

Write **t** at the back of **a**.

Write **o** in front of **a**.

Write **b** in front of **o**.

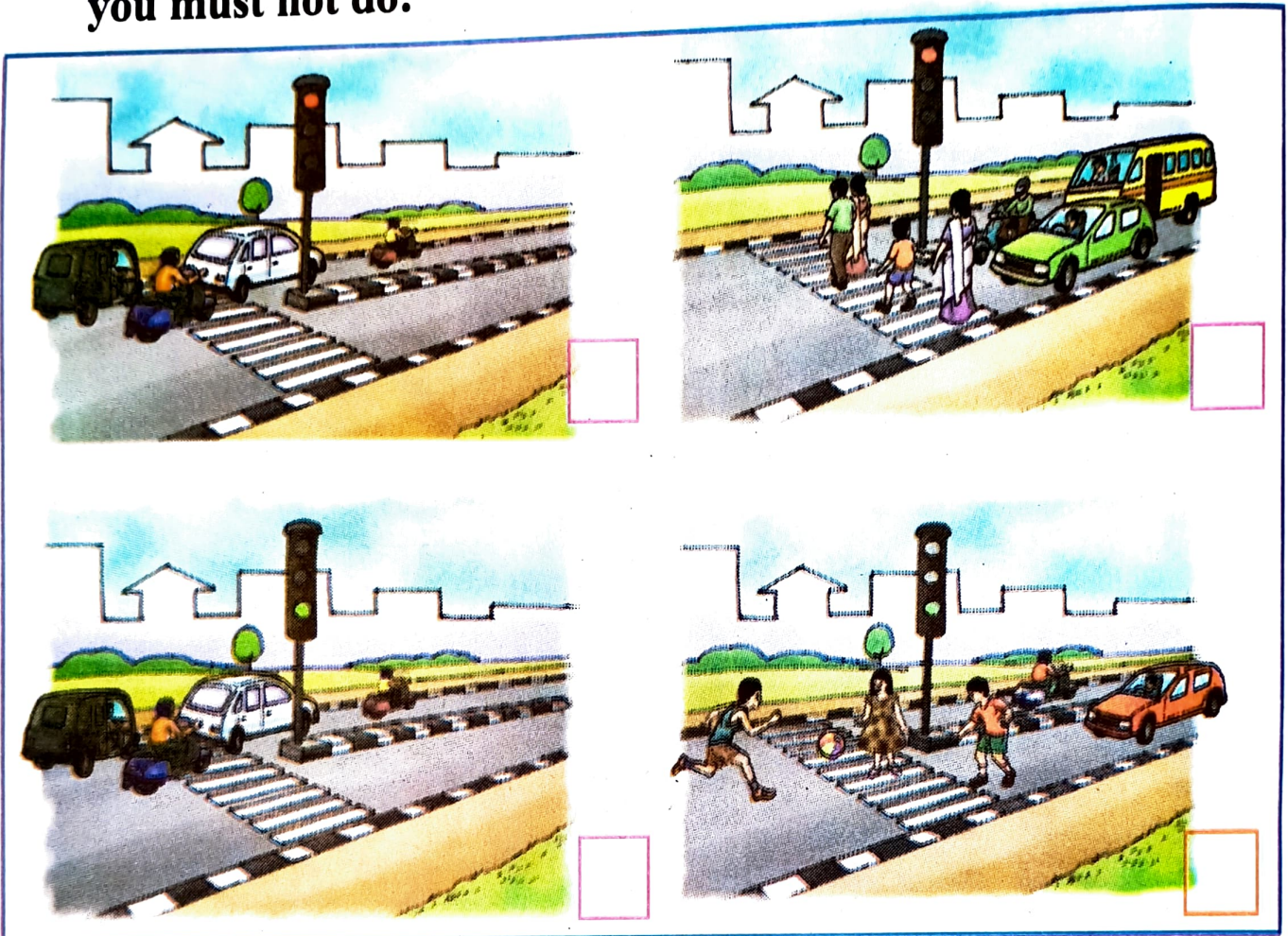
The ball is to my right and the cat is to my left.



Now, say the words aloud:

☞ The teacher will help the learners understand the concept of front and back, right and left.

17. Put a tick (✓) for what you must do. Put a cross (x) for what you must not do:



18. Listen:

Guwahati is a big city. Buses, autorickshaws, rickshaws and taxis are some of the means of transport in the city. People go from one place to another in these vehicles.

Now, name some means of transport in your locality.

19. Let's talk:

Have you travelled in a taxi, a train, a bus or an aeroplane? Tell your friend something about it.

☞ The teacher will help the learners to narrate first in their home language and then in English.

20. Let's learn road and traffic signs:

(a) School ahead—



(d) Left hand curve—



(b) Railway crossing—



(e) No entry—



(c) Right hand curve—



21. Here's a list of a few words you have learnt so far. All of them begin with the letters 'gr'. Let's say the words aloud:

grass, green, grapes, grow, greedy, group, ground

22. Let's read aloud:

(a) green

green grass

green grass in the field

(b) green

green grapes

green grapes in the vine



23. Read what these animals say:



A cow moos.



A snake hisses.



A pig grunts.



An owl hoots.





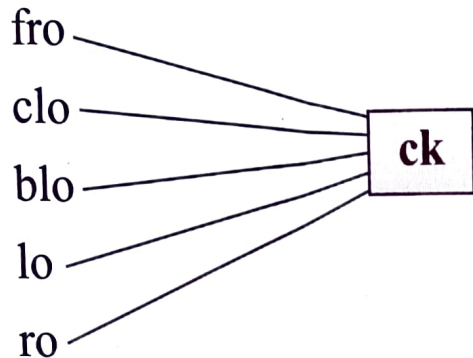
A tiger roars.



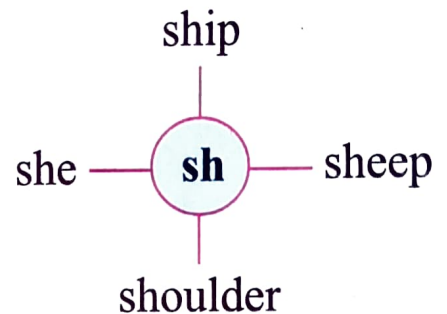
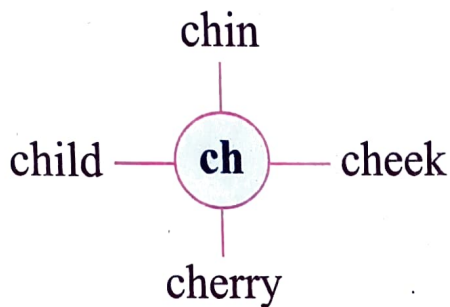
A goat bleats.

The teacher will encourage the learners to talk about the meaning of the given road signs. The learners may be allowed to use their home language.

24. Add '-ck' and read the words:




25. Let's read:



26. Write 'sh' or 'ch' in each blank space:

___ oe	___ air
___ ip	___ alk
___ rt	___ in
___ irt	___ ild
___ e	___ est

27. Say who is standing where:



Rumi Jina Kon Ron Ramen Maini Baby Malati

Let's read:

Rumi is in front in the queue.

Rumi is in front of Jina in the queue.

Kon is in front of Ron but behind Jina.

Jina is between Rumi and Kon.

Kon is at the back of Jina.

Ramen is behind Ron.

Malati is last in the queue.

Baby is behind Maini.

Let's write:


Jina is _____ Rumi and Kon.

Kon is at the _____ of Jina.

Ramen is _____ Ron.

Kon is in _____ of Ron.

28. Look at the picture and read the sentences:



Mother duck is in front of the ducklings.
The ducklings are behind her.

29. Let's play roles:



Hello Kon,
how are you?

I'm fine. Thank you.
This is my sister, Sumi.



Hello, Sumi. Those
are my ducks. Aren't
they beautiful?



Lovely. The mother duck
is in front of the ducklings
and the ducklings are behind
the mother duck.



30. Join the dots, complete the picture and colour it:

