



3


The Clever Minister

Now let's read this story:

King Somavarma and his minister were once lost in the forest.








These deer
will show
where
water is.


But we don't
know their
language.



We have salt in
our luggage.
That is enough.




The minister caught a deer.



Now I feed him
all the salt.

A little later-

The deer has begun
to feel thirsty.



Now we must
follow him.




The minister set the deer free.

The deer
ran in search
of water

Come on.



Look
Water!



Minister, your
wisdom is
marvellous.



Glossary

thirsty	-	प्यासा
familiar	-	परिचित
language	-	भाषा
luggage	-	यात्री का सामान
caught	-	पकड़ा
wisdom	-	समझदारी
marvellous	-	बहुत बढ़िया

Activity I

A. Write T for true and F for false statements.

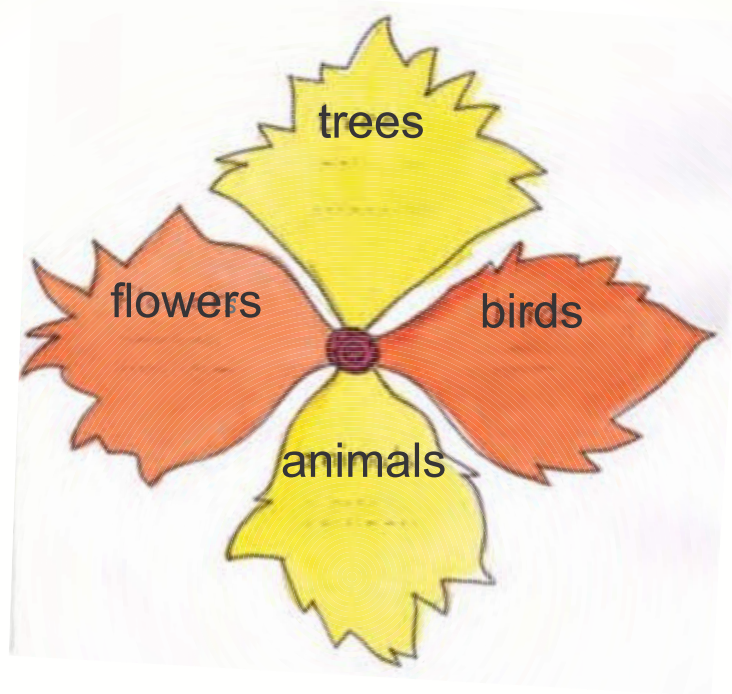
1. The king was thirsty. ()
2. The minister was familiar with the forest. ()
3. The minister fed sugar to the deer. ()
4. The king got water. ()

B. Answer the following questions.

1. What was the name of the king?
Ans.
2. Who didn't know whose language?
Ans.
3. Whom did the minister set free?
Ans.
4. Where did the deer go?
Ans.

Activity II

- A. Name two words on each petal which you find in the forest.



- B. Make new words by adding the word 'every' given in the centre to the words given in the circle-



**C. Break the following words into two meaningful words.
One word has been done for you.**

inside	in	side
sunlight
outside
lunchbox
bookshelf
roommate
toothbrush
nailcutter
tubelight
bathroom

**D. The words with '-ly' ending are usually known as
adverbs. Change the words given in brackets by
adding – 'ly' to them-**

1.(Sudden) the minister noticed a flock of deer.
2. The new shoes are.....(nice) made.
3. He is.....(real) smart.
4. Let us sing.....(soft)

Activity III

Read the following sentences-

- The deer will show us water.

- We don't know their language.
- The deer will show us water but we don't know their language.

Join the following sentences using 'but' as done above.

1. Aruna likes apples.
Ramakant likes oranges.
2. Rahim drives a car.
Sujan drives a bike.
3. Rahul watches a film.
Kalam reads a newspaper.

Activity IV

You must have heard the following song. Recite the song in group and later recite yourself.



इन्दर राजा पानी दे,
पानी दे गुड़धानी दे ।

- Enjoy the song with your friends in your mother-tongue.
- Describe the scene of rain in your village/city.

Activity V

A. Look at the pictures given below. Write their names choosing from the box.


well, river, pond, stream, lake, tubewell, tanka, handpump




.....



.....



.....




.....



.....



.....




.....

.....

B. Draw a picture of a boat and colour it.



C. What do you see in the picture given below? Write five sentences about the following picture.



.....

.....

.....

.....

.....

D. Now design a poster or picture related to the theme of saving water and also write a slogan.

.....

Slogan