

## 15. A Nickel's Worth of Fun



“I found a nickel!”, Jerry cried.

“So what ?” his friend Bruce asked.

“Now I can buy a birthday present for my little sister, Sally,” Jerry replied.

“A nickel isn’t worth much. You can’t buy anything for a nickel,” Bruce said.

“Yes, I can ,” Jerry answered.

“What ?”, Bruce asked.

Jerry drew a deep breath. Finally he said, “I am going shopping with Sally and my mother this afternoon. I’m sure we will find a really special gift.” Bruce just laughed.



After lunch, Jerry, Sally, and their mother went shopping. They visited a toy store and a dime store. Jerry searched in each store. He couldn’t buy anything for Sally because everything cost more than a nickel. “What can I buy for a nickel?”, Jerry finally asked his mother.

“A few pieces of gum,” Mother replied.

“But I don’t think that would be good for Sally. Why not give her a picture that you drew instead?”

“I will do that too. I still want to get a gift Sally will always remember,” Jerry decided. “So I’ll keep searching .”

Then, the three of them went shopping at a food store. Jerry searched for a present, then he stopped in front of a sign.

Jerry looked at the white, wheat and honey bread. “Even marked down, they cost too much”, he decided.

Then Jerry saw a crushed loaf. “I can buy that !” he decided.

“But what will Sally do with it?” Mother asked.

“If we can stop at the lake on the way home , I’ll show you,” Jerry replied.



Soon Jerry, Sally, and mother were standing by the lake. A few ducks came swimming by. Jerry gave his little sister the loaf of crushed bread.

“For me?”, Sally asked. She could not remember ever before having so much bread to feed the ducks.

“All for you,” Jerry said, “Happy birthday.”

Sally took some bread and broke it into little bits. She began to throw them into the water. This soon drew a crowd of ducks around them.

“You don’t have to crowd,” Sally said smiling, “because this time I have enough for everybody.”

A few birds came flying by. Sally began to throw some bread on the grass for them. Then she watched as they landed and ate. “This is my best present ever”, she said. “Will you buy me a loaf of bread again, Jerry?”



“The next time if I find a nickel,” Jerry promised. When Jerry saw Bruce again, the first thing his friend asked was, “Well, were you able to find anything that cost a nickel?” “Yes,” Jerry replied.

“What?”, Bruce asked in surprise. “I found a nickel’s worth of fun”, Jerry said smiling. “That’s the most wonderful birthday present of all.”

*Patricia Kite*

## ***Word Meanings***

|             |   |
|-------------|---|
| nickel      | a coin of the US and Canada.  |
| dime store  | a shop where all types of things are sold at low prices.                                  |
| marked down | at a reduced price (cheap).   |
| loaf        | a type of bread that is shaped and baked in one piece and can be sliced into many pieces. |
| gum         | chewing gum.  |

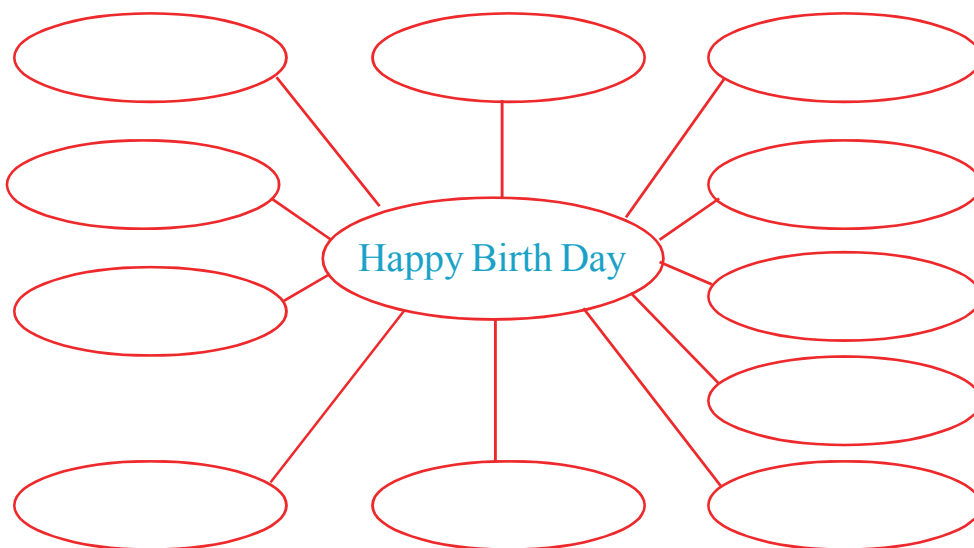
## Reading Comprehension

Answer the following questions:

1. Who found a nickel ?
2. Who were Jerry and Bruce?
3. What did Jerry want to do for his little sister?
4. Why did his friend laugh at him?
5. Why couldn't Jerry buy a gift for his sister from the toy store & the dime store?
6. What did he decide to buy for his sister on her birthday?
7. Did his sister accept the gift?
8. What did Sally do with the gift?
9. Pick out the sentence that shows that Jerry and his sister knew the ducks?
10. Do you think Jerry was clever enough to buy a loaf as a gift ? Why ?

## Vocabulary

1. Complete the following web with the names of some gifts that one may receive or give on a birthday.



- 2. Make a list of the things you want to buy from the shops given in the columns.**

| Toy shop | Fruit shop | Stationery shop |
|----------|------------|-----------------|
|          |            |                 |
|          |            |                 |
|          |            |                 |
|          |            |                 |
|          |            |                 |

- 3. Complete the following phrases by choosing suitable words from the box. You can use the words with more phrases than one.**

butter, soap, sugar, cloth, paper, water, juice, ink,  
cake, ice, milk, biscuits , toffees, chalk, chocolate.

A sheet of .....

A piece of .....

A drop of .....

A bar of .....

A tin of .....

A cake of .....

A slice of .....

A cube of .....

A packet of .....

A lump of .....

A bottle of .....



## Activity

**A. Radha goes to market. Her mother gives her this list.**

### Shopping List

|    |             |   |          |
|----|-------------|---|----------|
| 1. | Soap powder | - | 2 kg.    |
| 2. | Salt        | - | 1 packet |
| 3. | Sugar       | - | 2 kg.    |
| 4. | Tooth Paste | - | 500 g.   |
| 5. | Rice        | - | 1 kg.    |


Let's see what Radha brings from the market.

*See Appendix-1 Lesson-15*

Listen to your teacher and complete the table.

| S.No. | Things bought | Things bought instead | Things not bought |
|-------|---------------|-----------------------|-------------------|
|       |               |                       |                   |

**B. Practice the following dialogues:**  
(Work in pairs)



**Make similar dialogues using the words given in the box and practice them with your partner.**

A coat

A bar of soap

A bicycle

A piece of paper

A pencil

A knife

A cap

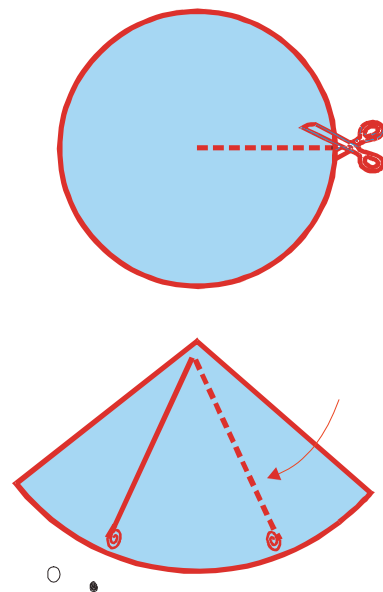
Some ink

Some sugar

## ***Project***

### **Let's make a Fun Cap.**

1. Take a round drawing sheet and cut it along the dotted lines.
2. Hold both the corners of the sheet and overlap the cut parts to fit like a cap. Use two paper clips to hold the shape or apply gum along the edge to fix.



3. Decorate your cap.
  - a. Colour your cap.
  - b. Paste shapes of different colours. (e.g. triangles, flowers, squares, circles etc.)
4. Cut long strips of different colours.
5. Make a small cut on the top of your cap and push the ends of the long strips inside through the hole and paste them inside.

