


## 1. Water's for ...



*What would happen if water disappeared from the earth?*

Water's for . . .  
washing, drinking  
making tea,  
cleaning the bath  
or scrubbing me;  
shining a car  
or rinsing a shirt  
watering tomatoes,  
shifting the dirt  
... my Mum says.



But I say . . .  
Paddling in wellies  
or just in feet  
(puddles are good  
but sea's a treat)  
squirting at brothers,  
splashing Dad,  
soaking my sister  
to make her mad!  
Mixing with mud  
to bake a pie,  
spraying the dog  
or catching a fly.  
bath or puddle,  
sleet or rain,  
let's all play  
a WATER game!

**- JUDITH NICHOLLS**

## Word Meanings

to scrub	to rub hard for cleaning
to rinse	to wash with water
dirt	dust, an unclean substance
to paddle	to move on water
puddle	a small muddy pool on the side of the road
to splash	to move noisily through water
spray	force out liquid in very small drops under pressure
sleet	snow-fall with rain
wellies	puddles
squirting	to hit with a stream of liquid
soak	to make completely wet

## Reading Comprehension

1. Complete the table, “What’s water for?” according to the child and the mother:

Mother	Child

2. Given are some situations. Imagine yourself as a 5 year old child. Tick some of the situations that you would enjoy doing:

- |   |          |
|---|----------|
| 1. Waking up some one by pouring water.   | (      ) |
| 2. Watering plants.                       | (      ) |
| 3. Jumping in rain water.                 | (      ) |
| 4. Washing clothes.                       | (      ) |
| 5. Throwing water on someone.             | (      ) |
| 6. Floating paper boats in tub or bucket. | (      ) |
| 7. Filling an empty bottle with water.    | (      ) |

8. Pouring out water from one glass to another. ( )
9. Put a paper in the water and stick it on walls or door. ( )
10. Playing with water. ( )

**3. Complete the table with your own rhyming words. Pick up one from the poem:**

shirt			
feet			
mad			
fly			
tea			

**4. Make a list of hobbies for which water is necessary:**

- i. \_\_\_\_\_
- ii. \_\_\_\_\_
- iii. \_\_\_\_\_
- iv. \_\_\_\_\_

**Vocabulary**

**1. Given are some pictures with words. Encircle those that you come across in the poem:**



scrubbing



watering plants



mixing mud



splashing




shining a car



shifting water



rinsing a shirt



paddling



drinking



taking bath

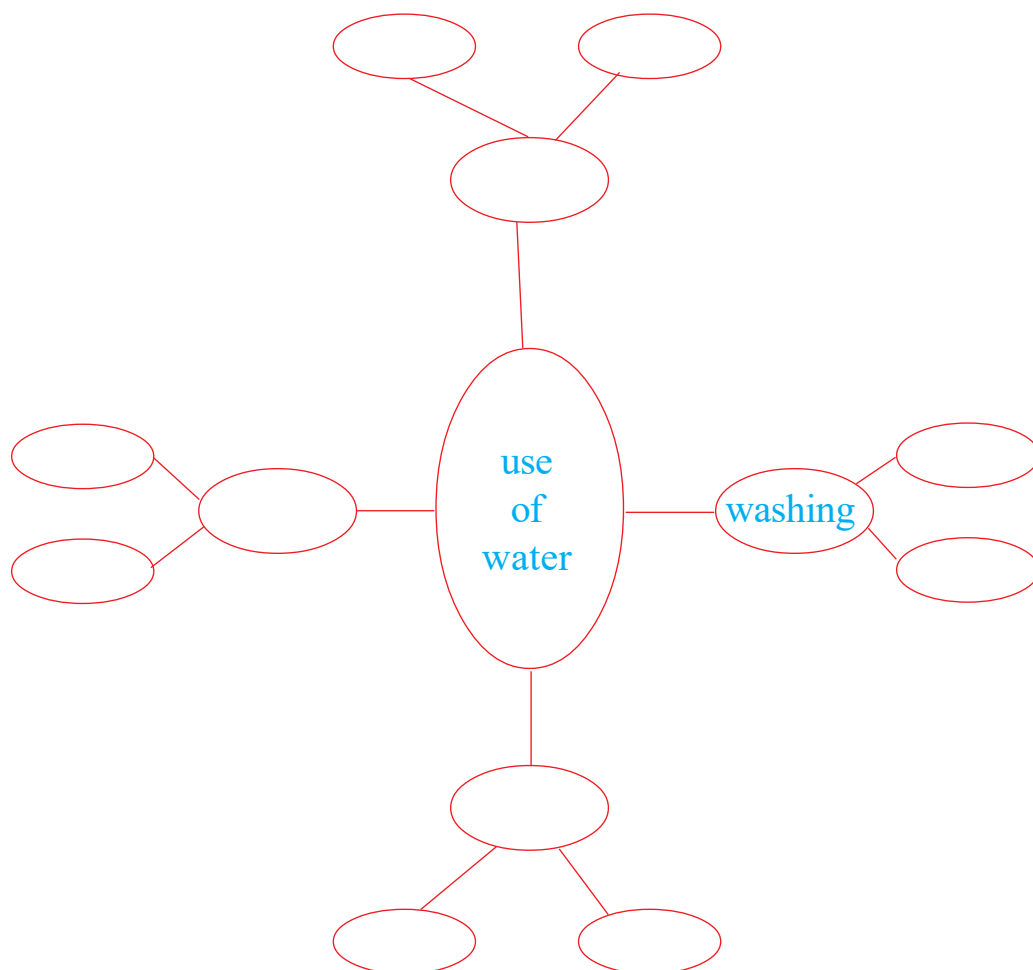


making tea



washing utensils

2. Complete the word map. What is water used for?





**Activity**

*See Appendix-1 Lesson-1*

**A. Task-1**

Look at the faces carefully. Listen to the poem and encircle the faces that occur in the poem:



**Task-2**

Listen to the poem. Number the pictures as they occur in the poem in the boxes.

**Task-3**

Complete the table:

What did the child paint and how was it?

What?	How was it?
face	
	upside down

**B. Speak five sentences about your friend.**

Use the following proverb in your sentence. Meaning is given.

**Proverb**

**Meaning**

Union is strength.

People can get greater things by working together.

