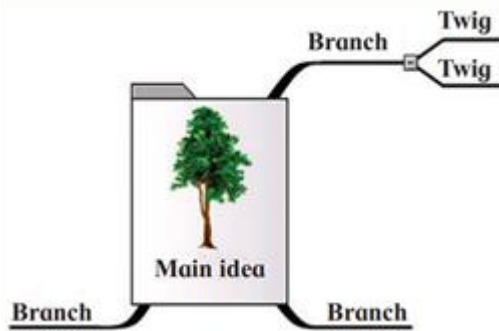


## 3.2 Do School Really Kill Creativity? (Mind Mapping)

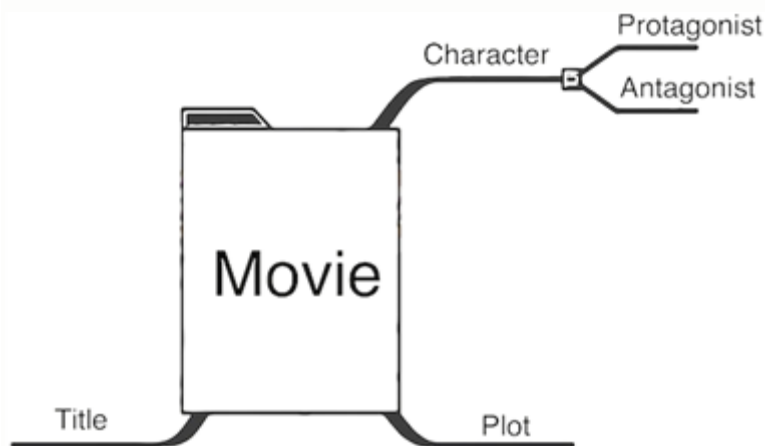
### ICE BREAKERS

(1) Observe the given figure and complete the activities that follow:



- (a) Replace the 'main idea' by any other thought or title of your own.
- (b) Add three supporting ideas to the main idea as their branches.
- (c) Add two ideas to one of the branches that explains the meaning of that branch.

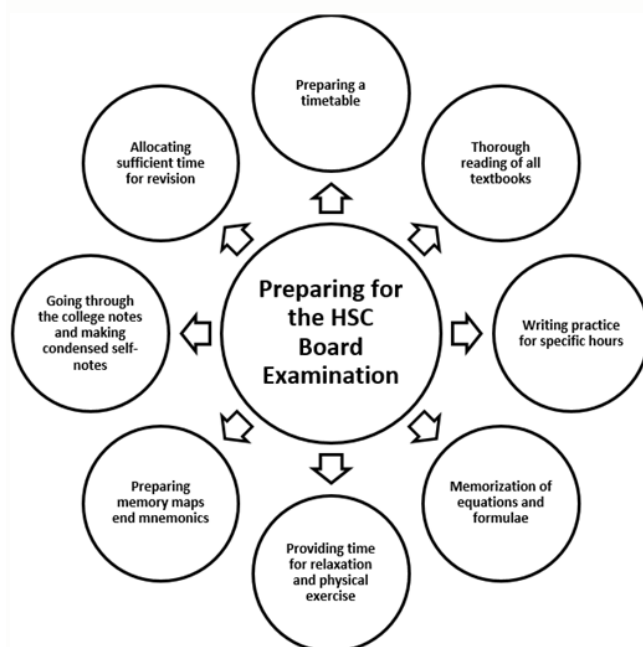
**Ans.**



The main idea is to cover the elements of a movie.

The supporting subdivide it into three aspects the title, plot, and the characters  
Further drilling down, the movie will have a protagonist and an antagonist who  
will be central to the story.

(2) Complete the given blank spaces/ balloons with your ideas in the figure that describes your basic preparation for the HSC Board Examination. Also, complete the activities that follow:  
(The answers are given directly.)



### BRAINSTORMING

(A1) Study the given tabular column. In pairs, tell your partner the importance of each given below:

		Enhance Activities with Mind Mapping
1.	Explore new ideas and concepts	Help students get a better understanding of new ideas by having them create a mind map. A mind map can assist with understanding because it conveys hierarchy and relationships, allowing students to see the big picture.
2.	Brainstorm	Get creative juices flowing with mind mapping. Mind maps are a great brainstorming tool and can help students let their thoughts flow freely while making important connections between ideas and concepts.

3.	<b>Take Notes</b>	Encourage students to engage in active thinking instead of transcription by using mind maps for note taking. Mind maps encourage students to focus on keywords and ideas instead of just writing down what the teacher says.
4.	<b>Write essays</b>	Students can create an essay outline, gather arguments and quotes or brainstorm ideas for your essays with mind maps.
5.	<b>Memorize information</b>	Mind maps activate many levels of brain activity and are a great tool to help with memorization- from vocabulary words to a foreign language.
6.	<b>Create presentations</b>	Have students use mind maps to present information in an interesting and engaging way with mind maps. Students can use mind mapping software to create a presentation in advance or create one on the spot during a live presentation
7.	<b>Study for an assessment</b>	Mind maps are a great way for students to gather all the information that may be covered on an examination including class notes, textbook chapters and reading lists.
8.	<b>Execute group projects</b>	By using a mind map, students can visualize what needs to be done and who needs to do it. Using an online mind mapping programme is best for group projects so students can easily share i.

(The first one is given here as an example. Students may attempt 2 to 8 on their own in a manner akin to the one given below.)

(1)

Explore new ideas and concepts :	Help students get a better understanding of new ideas by having them create a mind amp. A mind amp can assist with understanding because it conveys hierarchy and relationships, allowing students to see a big picture.
----------------------------------	--

Ans.

**Student A:** How does mind - mapping help us?

**Student B:** It helps us see an overall picture.

**Student A:** Would you kindly explain it a bit more?

**Student B:** See, as one would expect, mind - mapping conveys the whole idea through hierarchy and relationships.

**Student A:** By the way, what is 'hierarchy'?

**Student B:** Hierarchy is a system in which classes, status, authority, etc. are ranked one above the other.

**Student A:** I think I've got it. With the help of mind - mapping we 'maps out' the points beginning from the more important ones and going on to the less important ones.

**Student B:** Exactly! It is a sort of branching out. What I find exciting is that the 'mapping out' originates from our brain quite spontaneously.

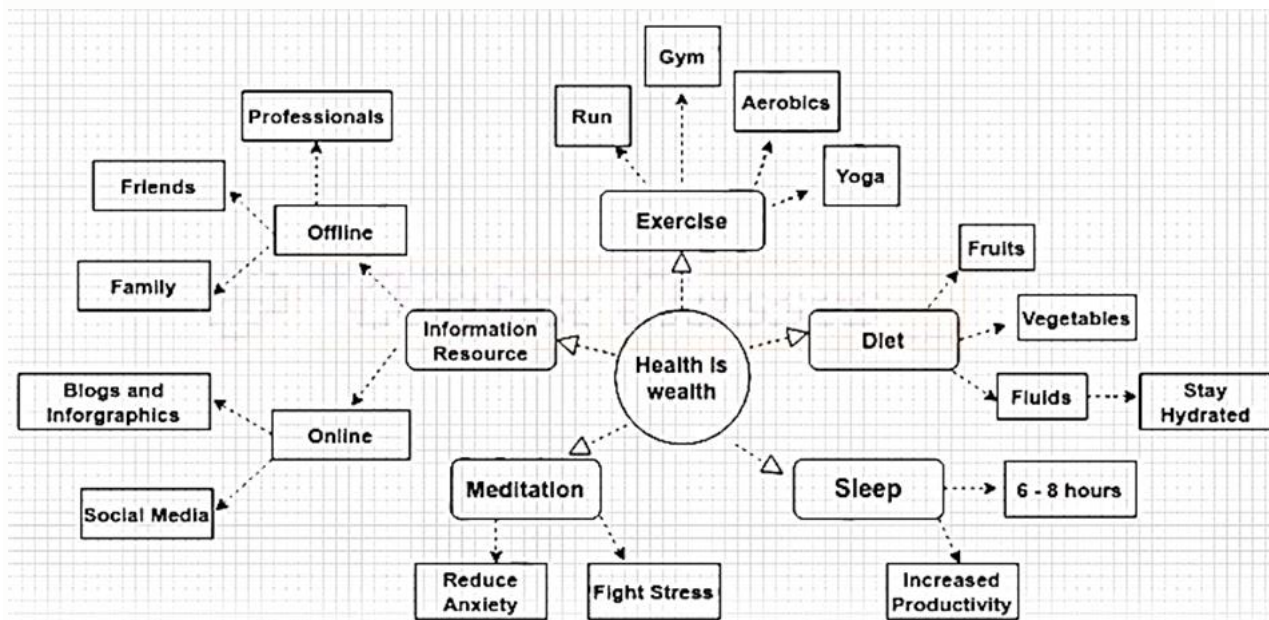
**Student A:** Being the creators we grasp it fully, don't we?

**Student B:** Yes, we do, now you got it fully right!

**(A2)** Given below is a 'Mind Mapping' template. Use your ideas/thoughts/concepts to illustrate/develop them. (Develop your ideas in the form of the main branch, sub-branches, and tertiary branches respectively).



Also, write a paragraph on the mind map you have completed.  
**Ans.**



The above mind map demonstrates a holistic approach towards achieving good health. Our overall health comprises of physical as well as mental wellbeing. Proper diet and various forms of regular exercise will ensure our physical fitness. Eating nutritious food and consuming a good amount of fluids keeps one hydrated and energetic. We should not discount the role of regular sleep and adequate rest. A minimum of six to eight hours of sleep ensures focus and concentration in everything that we do. Meditation is another great activity that helps us fight stress and reduce anxiety. Also, in this day and age we have enough exposure to multiple sources of information. Hence, we should never shy away from approaching our near and dear ones or seek professional help from doctors, nutritionists and health coaches who could share a wealth of information on our physical and mental wellbeing. There is also a plethora of information available on the internet about maintaining good health and lifestyle.

**(A3) Develop a 'Mind Mapping' frame/design to show the development in your personality seen within yourself in the last 5 years. You can take the help of the following points in order to develop each of them into further branches:**

(Development in Physique, Self-learning Process, Communication Skills, Social Awareness, Family Responsibility)

**Ans.**

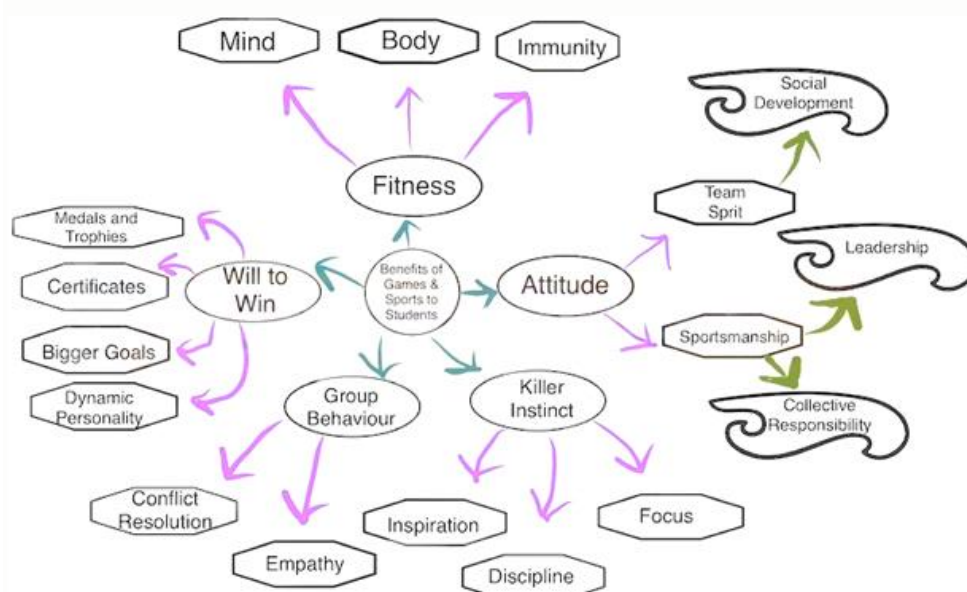
**My Personal Development Mind map for the past 5 years:**



(A4) Develop a 'Mind Mapping' frame/design to show the 'Benefits of games and sports' to the students. You can take the help of the following points in order to develop each of them into further branches:

(Fitness and stamina, team spirit and sportsmanship, group behavior, killer's instinct, will to win)

Ans.






(A5) Browse the internet to know the following:

### 1. Different Frames/Designs on Mind Mapping

**Ans.**

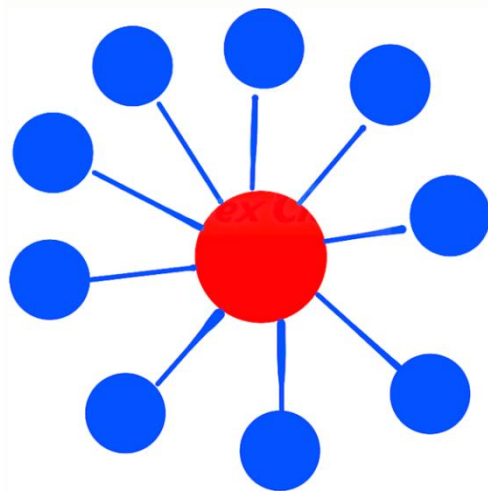
Each mind map is based on a fundamental thinking process or linked to a specific cognitive skill and serves different purposes. A few popularly used designs are

**Circle Maps:**



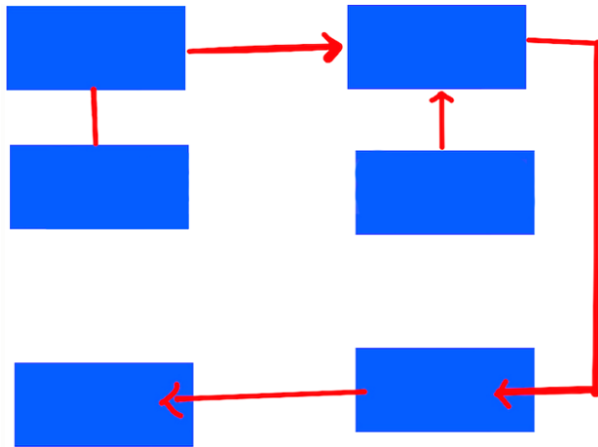
Useful in context setting and brainstorming → makes use of concentric circles enclosed in a square which is the larger frame of reference.

**Bubble Map:**



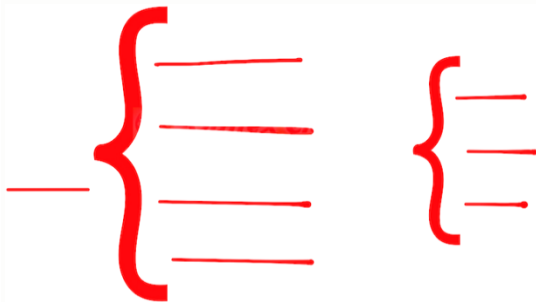
Focused on describing using adjectives → grows radially from a central circle

**Flow Map:**



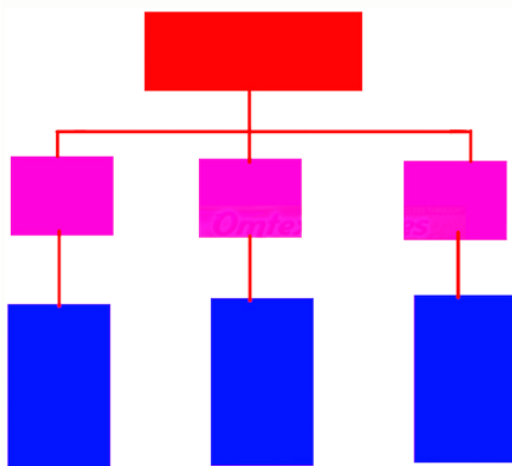
Ordering and sequencing → makes use of arrows and shapes placed in a logical order. It could either have a horizontal or vertical layout.

### Brace Map:



Depicting the whole of something and its parts (uses braces/brackets).

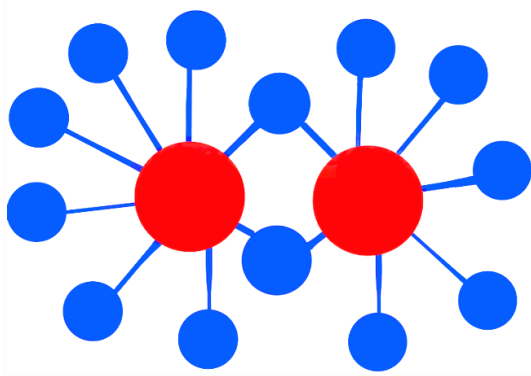
### Tree Map:



Classifying and grouping → read vertically from the central idea mentioned on top.

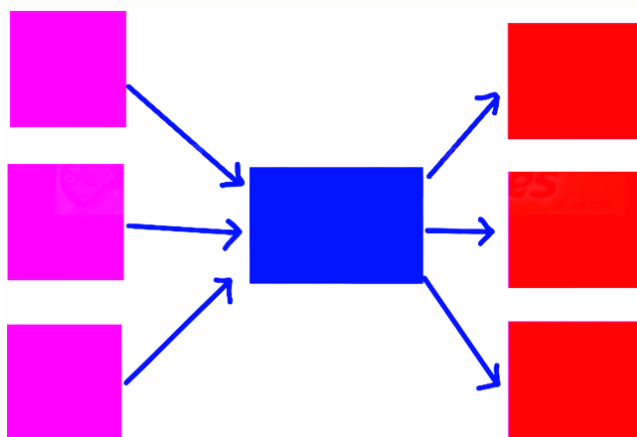
### Double Bubble Map:





Comparing and contrasting using bubble maps which could have been made previously as well.

**Multi-flow map:**



Useful in analyzing causes and effects.

## 2. Benefits of Mind Mapping

**Ans.** Mind mapping is a simple tool that enables us to use a graphical way to represent ideas and concepts. It is a visual thinking tool that helps in structuring information, to better analyze, recall, and generate new ideas. Mind mapping has multiple benefits:

Extremely simple to learn and use

Applicable to all areas of life (Personal/Professional)

Helps attain clarity of thought

Promotes creativity → Choice to customize it as per your topics/liking

Increases productivity → Better time and resource management

Strengthens memory by improving recall ability

Enables meaningful learning → Connects to one's pre-existing knowledge and does not encourage rote learning.

## 3. Uses of Mind Mapping in Note-Taking

**Ans.**

Liner notes are quite monotonous. Using mind maps for note-taking can actually make it a fun experience with the easier recollection of the key points. It has the following uses specific to note-taking,

Helps break down larger chunks of data into smaller and more relatable proportions.

Gives an overview at one quick glance

Engages both the left and right side of the brain → whole-brain thinking

Helps to create notes quickly → save times

Gives abundant flexibility than the traditional note-taking methods

Ensures that entire information is captured

Is easier to read, grasp and go back to specific key points → finding key points in traditional/ liner notes is a tedious task.

#### **4. Difference between mind mapping and concept mapping:**

**Ans.** The key difference between a concept map and a mind map is the layout. Mind maps have a radial structure whereas concept maps have a tree-like structure.

Mind maps focus on one particular concept, whereas concept maps focus on multiple ideas

Making a mind map is quicker, faster, and simpler as it can be based on abstract thinking. Concept maps on the other hand are usually based on real concepts and might be complicated in comparison.

A Concept map is a diagram that shows the suggested relationships among concepts. Concept maps, unlike the Mind maps, allow more divergence due to their multiple hubs and clusters. Mind maps are often restricted to radial hierarchies and tree structures. Another feature that distinguishes Mind map from a Concept map is that in a Mind map the basic idea is embodied in the center image and the main themes radiate from the center as branches. This, then branches off further as twigs.