

Series HFG1E/2



SET-1

प्रश्न-पत्र कोड  
Q.P. Code 58/2/1

रोल नं.

Roll No.

--	--	--	--	--	--	--	--

परीक्षार्थी प्रश्न-पत्र कोड को उत्तर-पुस्तिका के मुख-पृष्ठ पर अवश्य लिखें।

Candidates must write the Q.P. Code on the title page of the answer-book.

अर्थशास्त्र (सैद्धान्तिक)

**ECONOMICS (Theory)**

निर्धारित समय : 3 घण्टे

Time allowed : 3 hours

अधिकतम अंक : 80

Maximum Marks : 80

- कृपया जाँच कर लें कि इस प्रश्न-पत्र में मुद्रित पृष्ठ 31 हैं।
- प्रश्न-पत्र में दाहिने हाथ की ओर दिए गए प्रश्न-पत्र कोड को परीक्षार्थी उत्तर-पुस्तिका के मुख-पृष्ठ पर लिखें।
- कृपया जाँच कर लें कि इस प्रश्न-पत्र में 34 प्रश्न हैं।
- कृपया प्रश्न का उत्तर लिखना शुरू करने से पहले, उत्तर-पुस्तिका में प्रश्न का क्रमांक अवश्य लिखें।
- इस प्रश्न-पत्र को पढ़ने के लिए 15 मिनट का समय दिया गया है। प्रश्न-पत्र का वितरण पूर्वाह्न में 10.15 बजे किया जाएगा। 10.15 बजे से 10.30 बजे तक परीक्षार्थी केवल प्रश्न-पत्र को पढ़ेंगे और इस अवधि के दौरान वे उत्तर-पुस्तिका पर कोई उत्तर नहीं लिखेंगे।
- Please check that this question paper contains 31 printed pages.
- Q.P. Code given on the right hand side of the question paper should be written on the title page of the answer-book by the candidate.
- Please check that this question paper contains 34 questions.
- **Please write down the serial number of the question in the answer-book before attempting it.**
- 15 minute time has been allotted to read this question paper. The question paper will be distributed at 10.15 a.m. From 10.15 a.m. to 10.30 a.m., the candidates will read the question paper only and will not write any answer on the answer-book during this period.

^



58/2/1

**261 A**

1



P.T.O.

सामान्य निर्देश :

निम्नलिखित निर्देशों को बहुत सावधानी से पढ़िए और उनका पालन कीजिए :

- (i) इस प्रश्न-पत्र में कुल 34 प्रश्न हैं। सभी प्रश्न अनिवार्य हैं।
- (ii) यह प्रश्न-पत्र दो खण्डों में विभाजित है – खण्ड क तथा ख।  
खण्ड-क : समष्टि अर्थशास्त्र  
खण्ड-ख : भारतीय अर्थव्यवस्था का विकास
- (iii) इस प्रश्न-पत्र में एक-एक अंक के 20 बहुविकल्पीय प्रश्न हैं।
- (iv) इस प्रश्न-पत्र में तीन-तीन अंकों के 4 लघु-उत्तरीय प्रकार-I के प्रश्न हैं जिनके उत्तर 60 से 80 शब्दों में लिखे जाने चाहिए।
- (v) इस प्रश्न-पत्र में चार-चार अंकों के 6 लघु-उत्तरीय प्रकार-II के प्रश्न हैं जिनके उत्तर 80 से 100 शब्दों में लिखे जाने चाहिए।
- (vi) इस प्रश्न-पत्र में छः-छः अंकों के 4 दीर्घ-उत्तरीय प्रकार के प्रश्न हैं जिनके उत्तर 100 से 150 शब्दों में लिखे जाने चाहिए।
- (vii) प्रत्येक प्रश्न के सभी भागों के उत्तर एक साथ लिखे जाने चाहिए।

**खण्ड – क**

**(समष्टि अर्थशास्त्र)**

1. “2022-23 के वार्षिक बजट में भारत सरकार ने ₹ 65,000 करोड़ का विनिवेश लक्ष्य रखा था।” इस प्रकार की विनिवेश राशि को सरकार के बजट में \_\_\_\_\_ प्राप्तियों के तौर पर वर्गीकृत किया जाता है, क्योंकि यह सरकार की \_\_\_\_\_ करती है। (सही विकल्प का चयन करें) 1  
(a) पूँजीगत, सम्पत्तियों में कमी (b) राजस्व, सम्पत्तियों में वृद्धि  
(c) पूँजीगत, देनदारियों में वृद्धि (d) राजस्व, देनदारियों में कमी
2. निम्नलिखित कथनों को पढ़ें – अभिकथन (A) और कारण (R)। नीचे दिए गए विकल्पों में से एक सही विकल्प चुनें :  
अभिकथन (A) : भुगतान संतुलन अधिशेष में तब होता है, जब स्वायत्त प्राप्तियाँ स्वायत्त भुगतानों से अधिक होती हैं। 1  
कारण (R) : स्वायत्त लेन-देन भुगतान संतुलन में अंतर से निर्धारित होते हैं।  
विकल्प :  
(a) अभिकथन (A) और कारण (R) दोनों सत्य हैं और कारण (R), अभिकथन (A) की सही व्याख्या है।  
(b) अभिकथन (A) और कारण (R) दोनों सत्य हैं और कारण (R), अभिकथन (A) की सही व्याख्या नहीं है।  
(c) अभिकथन (A) सत्य है, लेकिन कारण (R) असत्य है।  
(d) अभिकथन (A) असत्य है, लेकिन कारण (R) सत्य है।



**General Instructions :**

**Read the following instructions carefully and follow them :**

- (i) This question paper contains **34** questions. **All** questions are compulsory.
- (ii) This question paper contains **two** sections, section-**A** and **B**.  
Section – **A** : Macro Economics  
Section – **B** : Indian Economic Development
- (iii) This paper contains **20** Multiple Choice Questions type questions of **1** mark each.
- (iv) This paper contains **4** Short Answer Questions type-I questions of **3** marks each to be answered in **60** to **80** words.
- (v) This paper contains **6** Short Answer Questions type-II questions of **4** marks each to be answered in **80** to **100** words.
- (vi) This paper contains **4** Long Answer type Questions of **6** marks each to be answered in **100** to **150** words.
- (vii) Attempt all parts of a question together.

**Section – A**  
**(Macro Economics)**

1. “In the Annual Budget 2022-23, the Government of India set up disinvestment targets of ₹ 65,000 crore”.  
Such proceeds from disinvestment can be classified as \_\_\_\_\_ receipts in the Government Budget as it leads to \_\_\_\_\_ of the Government.  
(Choose the correct alternative) **1**  
(a) capital, decrease in assets      (b) revenue, increase in assets  
(c) capital, increase in liabilities      (d) revenue, decrease in liabilities
2. Read the following statements – Assertion (A) and Reason (R). Choose one of the correct alternatives given below : **1**  
**Assertion (A) :** The Balance of Payments is in surplus, if autonomous receipts are greater than autonomous payments.  
**Reason (R) :** Autonomous transactions are determined by the difference in the Balance of Payments.  
**Alternatives :**  
(a) Both Assertion (A) and Reason (R) are true and Reason (R) is the correct explanation of Assertion (A).  
(b) Both Assertion (A) and Reason (R) are true and Reason (R) is not the correct explanation of Assertion (A).  
(c) Assertion (A) is true, but Reason (R) is false.  
(d) Assertion (A) is false, but Reason (R) is true.



3. निम्नलिखित कथनों को ध्यानपूर्वक अध्ययन करें :

1

**कथन 1** : प्रेरित उपभोग, आय व उपभोग के प्रत्यक्ष संबंध को दर्शाता है।

**कथन 2** : आय में एक निश्चित वृद्धि के कारण, प्रेरित उपभोग में भी वृद्धि होती है।

दिए गए कथनों के आलोक में, निम्नलिखित में से सही विकल्प का चयन कीजिए :

- (a) कथन 1 सत्य है और कथन 2 असत्य है।
- (b) कथन 1 असत्य है और कथन 2 सत्य है।
- (c) कथन 1 और 2 दोनों सत्य हैं।
- (d) कथन 1 और 2 दोनों असत्य हैं।

4. सुश्री इकरा अंसारी, एक अध्यापिका, अपनी कक्षा में वाणिज्यिक बैंकों के पास होने वाले विभिन्न जमा प्रकारों के बारे में समझा रही थी। उन्होंने कहा कि –

“ये जमा मुद्रा आपूर्ति के M1 माप का भाग होते हैं, तथा वाणिज्यिक बैंकों द्वारा माँग पर देय होते हैं।”

उनके द्वारा समझाए गए जमा प्रकार की पहचान कर सही विकल्प का चयन करें :

1

- (i) माँग जमा
- (ii) सावधि जमा
- (iii) डाकघर जमा योजना

**विकल्प :**

- (a) मात्र (i)
- (b) मात्र (ii)
- (c) (i) व (ii)
- (d) (i), (ii) व (iii)

5. 22 जून, 2022 को प्रकाशित भारतीय रिजर्व बैंक की प्रेस विज्ञप्ति के अनुसार :

1

“मुख्यतः इक्विटी (शेयर) बाजार से शुद्ध विदेशी पोर्टफोलियो निवेश में US\$ 15.2 बिलियन का बहिर्वाह दर्ज हुआ है।”

उपरोक्त लेनदेन भारत के भुगतान संतुलन के \_\_\_\_\_ खाते के \_\_\_\_\_ पक्ष में दर्ज किया जाएगा।

(सही विकल्प का चयन करें)

- (a) चालू क्रेडिट
- (b) चालू डेबिट
- (c) पूँजी, क्रेडिट
- (d) पूँजी, डेबिट



3. Read the following statements carefully : 1

**Statement 1 :** The induced consumption shows, the direct relation between consumption and income.

**Statement 2 :** With a certain increase in income, induced consumption also increases.

In the light of the given statements, choose the correct alternative from the following :

- (a) Statement 1 is true and Statement 2 is false.  
(b) Statement 1 is false and Statement 2 is true.  
(c) Both Statements 1 and 2 are true.  
(d) Both Statements 1 and 2 are false.
4. Ms. Iqra Ansari, a teacher, was explaining in her class about various types of deposits with the commercial banks. She quoted that –  
“These deposits form a part of M1 measure of money supply and are payable on demand by the commercial banks.”  
Identify the type of deposits she was explaining about and choose the correct alternative : 1

- (i) Demand Deposits  
(ii) Time Deposits  
(iii) Post Office Deposits

**Alternatives :**

- (a) Only (i) (b) Only (ii)  
(c) (i) and (ii) (d) (i), (ii) and (iii)
5. As per the Reserve Bank of India (RBI) press report, dated 22<sup>nd</sup> June, 2022 : 1

“Net Foreign Portfolio Investment (FPI) recorded an outflow of US\$15.2 billion mainly from the equity market.”

The above transaction will be recorded in the \_\_\_\_\_ account on \_\_\_\_\_ side of Balance of payments account of India. (Choose the correct alternative)

- (a) current, credit (b) current, debit  
(c) capital, credit (d) capital, debit



6. (A) निम्नलिखित कथनों का ध्यानपूर्वक अध्ययन करें :

**कथन 1 :** सकल घरेलू उत्पाद किसी वित्तीय वर्ष के दौरान अर्थव्यवस्था के सभी क्षेत्रों द्वारा कुल जमा किए गए, सभी अंतिम वस्तुओं व सेवाओं के सकल बाजार मूल्य का कुल योग होता है।

1

**कथन 2 :** बाजार मूल्य पर सकल मूल्य वृद्धि ( $GVA_{MP}$ ), मध्यवर्ती उपभोग पर उत्पादन के मूल्य के आधिक्य के बराबर होती है।

दिए गए कथनों के आलोक में, निम्नलिखित में से सही विकल्प का चयन कीजिए :

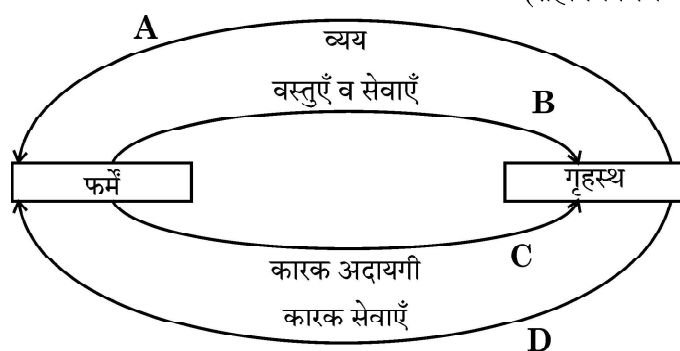
- (a) कथन 1 सत्य है और कथन 2 असत्य है।
- (b) कथन 1 असत्य है और कथन 2 सत्य है।
- (c) कथन 1 और 2 दोनों सत्य हैं।
- (d) कथन 1 और 2 दोनों असत्य हैं।

**अथवा**

(B) नीचे दिए गए चित्र के आधार पर B व D द्वारा दर्शाये गये प्रवाह के प्रकार की पहचान करें :

(सही विकल्प का चयन करें)

1



**विकल्प :**

- (a) वास्तविक प्रवाह
- (b) मौद्रिक प्रवाह
- (c) नाममात्र प्रवाह
- (d) राष्ट्रीय प्रवाह

7. मान लीजिए कि, किसी काल्पनिक अर्थव्यवस्था के लिए निम्नलिखित आँकड़े उपलब्ध हैं :

1

वर्ष	2020 (₹ करोड़ में)	2021 (₹ करोड़ में)
मर्दे		
दृश्य मर्दों का निर्यात	1,000	1,100
दृश्य मर्दों का आयात	800	850

वर्ष 2020 से 2021 में व्यापार संतुलन ₹ \_\_\_\_\_ करोड़ से \_\_\_\_\_ है।

(सही विकल्प का चयन करें)

- (a) 200, बढ़ गया
- (b) 200, कम हुआ
- (c) 50, बढ़ गया
- (d) 50, कम हुआ



6. (A) Read the following statements carefully :

**Statement 1 :** Gross Domestic Product (GDP) is the sum total of the gross market value of all the final goods and services added by all the sectors in the economy during a fiscal year.

1

**Statement 2 :** Gross Value Added at Market Price ( $GVA_{MP}$ ) is equal to the excess of value of output over intermediate consumption. In the light of the given statements, choose the correct alternative from the following :

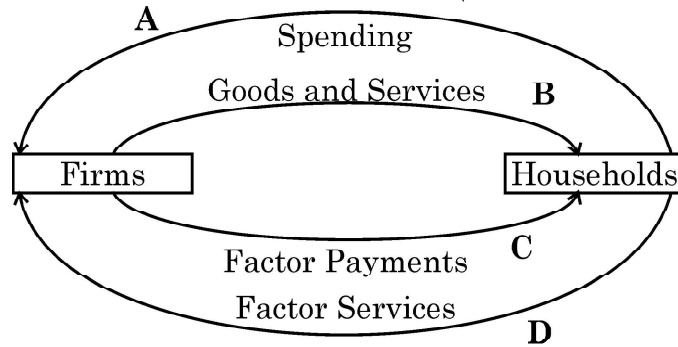
- (a) Statement 1 is true and Statement 2 is false.
- (b) Statement 1 is false and Statement 2 is true.
- (c) Both Statements 1 and 2 are true.
- (d) Both Statements 1 and 2 are false.

OR

- (B) On the basis of the figure given below, identify the type of flow indicated by B and D :

(Choose the correct alternative)

1



**Alternatives :**

- (a) Real flow
- (b) Money flow
- (c) Nominal flow
- (d) National flow

7. Assuming that, the following data is given for an imaginary economy :

1

Year	2020 (₹ in Cr.)	2021 (₹ in Cr.)
Exports of visbles	1,000	1,100
Imports of visbles	800	850

The balance of Trade from 2020 to 2021 \_\_\_\_\_ by ₹ \_\_\_\_\_ crore.

(Choose the correct alternative)

- (a) increased, 200
- (b) decreased, 200
- (c) increased, 50
- (d) decreased, 50



8. अर्थव्यवस्था में वृद्धिमान सामान्य मूल्य स्तर की समस्या से निपटने के लिए, सरकार \_\_\_\_\_ के बजट उद्देश्य की प्राप्ति के प्रयोजन से अधिशेष बजट को ला सकती है ।

1

(i) संसाधनों का पुनःआवंटन

(ii) मूल्य स्थिरता

(iii) आय का पुनःवितरण

**विकल्प :**

(a) मात्र (i)

(b) मात्र (ii)

(c) मात्र (iii)

(d) (i) व (iii)

9. (A) निम्नलिखित कथनों को पढ़ें – अभिकथन (A) और कारण (R) । नीचे दिए गए विकल्पों में से एक सही विकल्प चुनें :

1

**अभिकथन (A) :** आय के सम स्तर (Break Even level) पर, औसत उपभोग प्रवृत्ति (APC) का मूल्य शून्य होता है ।

**कारण (R) :** औसत उपभोग प्रवृत्ति (APC) तथा औसत बचत प्रवृत्ति (APS) का योग सदैव इकाई के बराबर होता है ।

**विकल्प :**

(a) अभिकथन (A) और कारण (R) दोनों सत्य हैं और कारण (R), अभिकथन (A) की सही व्याख्या है ।

(b) अभिकथन (A) और कारण (R) दोनों सत्य हैं और कारण (R), अभिकथन (A) की सही व्याख्या नहीं है ।

(c) अभिकथन (A) सत्य है, लेकिन कारण (R) असत्य है ।

(d) अभिकथन (A) असत्य है, लेकिन कारण (R) सत्य है ।

**अथवा**

(B) \_\_\_\_\_ समग्र माँग के उस स्तर को संदर्भित करता है, जो कि अर्थव्यवस्था में संबंधित समग्र आपूर्ति द्वारा पूरा किया जा सकता है । (सही विकल्प द्वारा, रिक्त स्थान की पूर्ति करें)

1

(a) स्वायत्त उपभोग

(b) प्रभावी माँग

(c) अधिमाँग

(d) अल्प माँग



8. In order to tackle the problem of rising general price level in an economy, government may come up with a surplus budget to achieve the budget objective of \_\_\_\_\_. 1

- (i) reallocation of resources
- (ii) price stability
- (iii) redistribution of income

**Alternatives :**

- (a) (i) only
- (b) (ii) only
- (c) (iii) only
- (d) (i) and (iii)

9. (A) Read the following statements – Assertion (A) and Reason (R). Choose one of the correct alternatives given below : 1

**Assertion (A) :** At the break-even level of income, the value of Average Propensity to Consume (APC) is zero.

**Reason (R) :** Sum of Average Propensity to Consume (APC) and Average Propensity to Save (APS) is always equal to one.

**Alternatives :**

- (a) Both Assertion (A) and Reason (R) are true and Reason (R) is the correct explanation of Assertion (A).
- (b) Both Assertion (A) and Reason (R) are true and Reason (R) is not the correct explanation of Assertion (A).
- (c) Assertion (A) is true, but Reason (R) is false.
- (d) Assertion (A) is false, but Reason (R) is true.

**OR**

- (B) \_\_\_\_\_ refers to that level of Aggregate Demand, which can be met by the corresponding supply in the economy.

(Fill up the blank with correct alternative) 1

- (a) Autonomous Consumption
- (b) Effective Demand
- (c) Excess Demand
- (d) Deficient Demand



10. (A) भारतीय अर्थव्यवस्था में, \_\_\_\_\_ भारतीय रिज़र्व बैंक (RBI) द्वारा जारी किए जाते हैं तथा वैध मुद्रा के रूप में कार्य करते हैं।

1

- (i) सभी मूल्यवर्गों के सिक्के
- (ii) एक रुपये नोट के अलावा, विभिन्न मूल्यवर्गों के करेंसी नोट
- (iii) माँग जमा

विकल्प :

- (a) मात्र (i)
- (b) मात्र (ii)
- (c) मात्र (iii)
- (d) (i) व (ii)

अथवा

(B) अर्थव्यवस्था में मौद्रिक नीति का निर्माण \_\_\_\_\_ करता/करती है।

(सही विकल्प द्वारा, रिक्त स्थान की पूर्ति करें)

1

- (a) वाणिज्यिक बैंक
- (b) अंतर्राष्ट्रीय मुद्रा कोष
- (c) केन्द्रीय बैंक
- (d) केन्द्रीय सरकार

11. एक काल्पनिक अर्थव्यवस्था के निम्नलिखित आँकड़ों के आधार पर, साधन लागत पर शुद्ध घरेलू उत्पाद ( $NDP_{FC}$ ) की गणना करें :

3

क्रम संख्या	मर्दे	राशि (₹ करोड़ में)
(i)	गृहस्थ उपभोग व्यय	2,000
(ii)	सरकारी अंतिम उपभोग व्यय	1,500
(iii)	सकल घरेलू स्थायी पूँजी निर्माण	1,000
(iv)	स्टॉक में शुद्ध वृद्धि	300
(v)	निर्यात	700
(vi)	शुद्ध अप्रत्यक्ष कर	350
(vii)	आयात	200
(viii)	स्थायी पूँजी का उपभोग	250



10. (A) In the Indian economy, \_\_\_\_\_ are issued by the Reserve Bank of India and acts as legal tender money. 1

- (i) Coins of all denomination
- (ii) Currency notes of various denominations, except one rupee note
- (iii) Demand deposits

**Alternatives :**

- (a) Only (i) (b) Only (ii)
- (c) Only (iii) (d) (i) and (ii)

**OR**

(B) \_\_\_\_\_ formulates the Monetary Policy in the economy.

(Fill up the blank with correct alternative) 1

- (a) Commercial Banks (b) International Monetary Fund
- (c) Central Bank (d) Central Government

11. On the basis of the data given below for an imaginary economy, estimate the value of Net Domestic Product at factor cost ( $NDP_{FC}$ ) : 3

S. No.	Items	Amount (₹ in crore)
(i)	Household Consumption Expenditure	2,000
(ii)	Government Final Consumption Expenditure	1,500
(iii)	Gross Domestic Fixed Capital Formation	1,000
(iv)	Net additions to stock	300
(v)	Exports	700
(vi)	Net Indirect Taxes	350
(vii)	Imports	200
(viii)	Consumption of Fixed Capital	250



12. (a) “नम्य (Flexible) विनिमय दर प्रणाली के अंतर्गत, केन्द्रीय बैंक विदेशी मुद्रा बाजार में हस्तक्षेप नहीं करता है” ।  
मान्य तर्कों द्वारा दिए गए कथन का औचित्य सिद्ध करें । 3

अथवा

- (b) किसी राष्ट्र के निर्यात पर घरेलू मुद्रा के मूल्यहास के प्रभाव की व्याख्या करें । 3
13. “वाणिज्यिक बैंकों द्वारा साख सृजन की प्रक्रिया तब संपन्न होती है, जब अनिवार्य कोष का योग आरंभिक जमा के बराबर हो जाता है ।”  
एक संख्यात्मक उदाहरण की सहायता से सिद्ध करें, कि दिया गया कथन सत्य है । 4

14. (a) “एक अर्थव्यवस्था में नियोजित समग्र माँग नियोजित समग्र पूर्ति से अधिक है ।”  
उत्पादन, आय व रोजगार के स्तर पर पड़ने वाले इसके प्रभावों की व्याख्या करें । 4

अथवा

- (b) एक काल्पनिक अर्थव्यवस्था के लिए, यह मानते हुए कि सीमांत उपभोग प्रवृत्ति (MPC) में 75% से 90% की वृद्धि हुई है, तथा निवेश में ₹ 1,000 करोड़ का परिवर्तन हुआ है ।  
निवेश गुणक की अवधारणा का प्रयोग करते हुए, सीमांत उपभोग प्रवृत्ति (MPC) में परिवर्तन के कारण हुई आय में वृद्धि की गणना करें । 4
15. उपयुक्त उदाहरण द्वारा, प्रत्यक्ष करों व अप्रत्यक्ष करों में अंतर स्पष्ट करें । 4

16. (a) (i) “ऐसी कई वस्तुएँ व सेवाएँ होती हैं, जो कल्याण में योगदान देती हैं, परन्तु सकल घरेलू उत्पाद के अनुमान में शामिल नहीं की जाती हैं ।”  
क्या आप दिए गए कथन से सहमत हैं ? अपने उत्तर के समर्थन में मान्य कारण दें । 3
- (ii) उपयुक्त उदाहरण द्वारा, अंतिम वस्तुओं व मध्यवर्ती वस्तुओं में अंतर स्पष्ट करें । 3

अथवा

- (b) (i) उपयुक्त संख्यात्मक उदाहरण के प्रयोग द्वारा, वास्तविक सकल घरेलू उत्पाद व मौद्रिक सकल घरेलू उत्पाद में अंतर स्पष्ट करें । 4
- (ii) एक देश के ‘सामान्य निवासी’ का अर्थ लिखें । 2



- 
12. (a) “Under the flexible exchange rate system, the Central Bank does not intervene in the foreign exchange market.”  
Justify the statement, giving valid arguments. 3

OR

- (b) Explain the impact of home currency depreciation on the exports of a nation. 3
13. “The process of credit creation by commercial banks comes to an end when the total of required reserves become equal to the initial deposits.”  
With the help of a numerical example, prove that the given statement is true. 4

14. (a) “In an economy *ex-ante* Aggregate Demand is more than *ex-ante* Aggregate Supply.”  
Explain its impact on the level of output, income and employment. 4

OR

- (b) For a hypothetical economy, assuming there is an increase in the Marginal Propensity to Consume (MPC) from 75% to 90% and change in investment to be ₹ 1,000 crore. 4  
Using the concept of investment multiplier, calculate the increase in income due to change in Marginal Propensity to Consume (MPC).

15. With suitable examples, distinguish between Direct taxes and Indirect taxes. 4

16. (a) (i) “Many goods and services which may contribute to welfare, but are not included in estimating Gross Domestic Product (GDP).”  
Do you agree with the given statement ? Give valid reason in support of your answer. 3  
(ii) With suitable examples, distinguish between final goods and intermediate goods. 3

OR

- (b) (i) Using a suitable numerical example, distinguish between Real Gross Domestic Product (GDP) and Nominal Gross Domestic Product (GDP). 4  
(ii) State the meaning of ‘normal resident’ of a country. 2



17. निम्नलिखित गद्य का ध्यानपूर्वक अध्ययन करें। इसके तथा सामान्य ज्ञान के आधार पर दिए गए प्रश्नों का उत्तर दें :

30 सितंबर 2022 को भारतीय रिजर्व बैंक ने लगातार चौथी बार रेपो दर में वृद्धि की है। मौद्रिक नीति समिति (MPC) ने नीतिगत दर में 50 आधार अंकों (1 आधार अंक = प्रतिशत का  $\frac{1}{100}$ वाँ भाग) की वृद्धि की है। इस घोषणा के उपरांत, रेपो दर 5.9% पर आ गई है, जबकि रिवर्स रेपो दर 3.35% के समान स्तर पर खड़ी है।

धनराशि की अल्पता के कारण वाणिज्यिक बैंक केन्द्रीय बैंक से ऋण लेते हैं। रेपो दर में वृद्धि के कारण आम जनता द्वारा ऋण लेना महंगा हो जाएगा। ऐसा इसलिए है क्योंकि, जैसे ही RBI रेपो दर बढ़ाता है, बैंकों के लिए केन्द्रीय बैंक से अल्पकालिय ऋण लेना महंगा हो जाता है।

परिणामस्वरूप, रेपो दर में वृद्धि की भरपाई के लिए बैंक उस ऋण दर में वृद्धि करते हैं जिस पर ग्राहक, बैंकों से उधार लेते हैं। ऐसा इसलिए होता है क्योंकि, बैंक खुदरा उपभोक्ताओं को उस ब्याज दर पर ऋण देते हैं, जो आम तौर पर रेपो दर से प्रत्यक्ष रूप से आनुपातिक होता है।

रेपो दर में 0.50% की वृद्धि द्वारा उधार लेने वालों के लिए ऋण उच्च दरों पर उपलब्ध होगा। इसका अर्थ है, कि वर्तमान ऋण चुकाने के लिए दी जाने वाली EMI (Equated Monthly Instalments) में भी वृद्धि हो जाएगी।

**Source :** <https://www.businessstandard.com/article/economicpolicy/rbi-monetary-policy-repo-rate-up-by-50bps-here-s-how-it-will-impact-you-122093000267> (Edited)

- (a) 'रेपो दर' को परिभाषित करें। 1
- (b) भारतीय रिजर्व बैंक की मौद्रिक नीति समिति (MPC) द्वारा हाल ही में रेपो दर में किए गए परिवर्तन का उल्लेख करें। 1
- (c) "रेपो दर में वृद्धि अर्थव्यवस्था में मुद्रा स्फीति का मुकाबला करने के लिए मौद्रिक नीति समिति द्वारा उपयोग किया जाने वाला एक महत्वपूर्ण उपकरण है।" दिए गए कथन का औचित्य सिद्ध करें। 4



17. Read the following text carefully. Answer the given questions on the basis of the same and common understanding :

On 30<sup>th</sup> September 2022, the Reserve Bank of India (RBI) raised Repo Rate for the fourth time in a row. The Monetary Policy Committee (MPC) decided to raise the policy rate by 50 basis points  $\left(1 \text{ basis point} = \frac{1}{100}^{\text{th}} \text{ of a percent} \right)$ . After this announcement, the new repo rate stands at 5.9%, while the reverse repo rate continues to stand at 3.35%.

Commercial banks borrow money from the Central Bank, when there is a shortage of funds. With the surge in the repo rate, borrowings by general public will become costlier. This is because, as RBI hikes its repo rate, it becomes costly for the banks to borrow short term funds from the Central Bank.

As a result, the banks hike the rates at which customers borrow money from them to compensate for the hike in the repo rate. This happens because banks offer loans to retail consumers at an interest rate which is generally, directly proportional to the repo rate.

The increase of 0.50 percent in repo rate will lead to a higher interest rates on loans for borrowers, implying that the Equated Monthly Instalments (EMIs) for repaying the existing loans will also increase.

**Source :** <https://www.businessstandard.com/article/economicpolicy/rbi-monetary-policy-repo-rate-up-by-50bps-here-s-how-it-will-impact-you-122093000267> (Edited)

- (a) Define 'Repo Rate'. 1
- (b) Outline the recent change made by the Monetary Policy Committee of Reserve Bank of India in the repo rate. 1
- (c) "Increase in repo rate is an important tool used by Monetary Policy Committee to combat the situation of inflation in the Economy." Justify the given statement. 4



**खण्ड – ख**

**(भारतीय अर्थव्यवस्था का विकास)**

18. औपनिवेशिक शासन काल के दौरान विदेशी व्यापार के संदर्भ में निम्नलिखित में से कौन सा कथन सत्य नहीं है ? (सही विकल्प का चयन करें) 1
- (a) भारत को बड़े व्यापार घाटे का सामना करना पड़ा ।  
(b) वस्तु उत्पादन की प्रतिबंधात्मक नीतियों का पालन किया गया ।  
(c) ब्रिटेन ने भारत के निर्यात व आयात पर एकाधिकारिक नियंत्रण बनाए रखा था ।  
(d) भारत प्राथमिक उत्पादों का निर्यातक व तैयार उपभोक्ता वस्तुओं का आयातक बन गया था ।
19. (A) \_\_\_\_\_ एक ऐसी प्रक्रिया है, जिसमें बुवाई से लेकर उत्पादित वस्तुओं की बाजार में बिक्री तक सभी गतिविधियाँ सम्मिलित होती हैं । (सही विकल्प द्वारा, रिक्त स्थान की पूर्ति करें) 1
- (a) ग्रामीण विकास  
(b) कृषि विविधीकरण  
(c) जैविक खेती  
(d) कृषि विपणन

**अथवा**

- (B) \_\_\_\_\_ एक महत्वपूर्ण अतिलघु वित्त प्रणाली के रूप में उभरा है और इससे महिला सशक्तिकरण हुआ है । (सही विकल्प द्वारा, रिक्त स्थान की पूर्ति करें) 1
- (a) नाबार्ड (NABARD) (b) स्वयं सहायता समूह  
(c) वाणिज्यिक बैंक (d) भूमि विकास बैंक
20. (A) निम्नलिखित कथनों को पढ़ें – अभिकथन (A) और कारण (R) । नीचे दिए गए विकल्पों में से एक सही विकल्प चुनें : 1
- अभिकथन (A) :** मानव पूँजी का बाजार में क्रय-विक्रय नहीं होता है, हालाँकि इसकी सेवाओं का क्रय-विक्रय होता है ।  
**कारण (R) :** मानव पूँजी अमूर्त होती है ।  
**विकल्प :**
- (a) अभिकथन (A) और कारण (R) दोनों सत्य हैं और कारण (R), अभिकथन (A) की सही व्याख्या है ।  
(b) अभिकथन (A) और कारण (R) दोनों सत्य हैं और कारण (R), अभिकथन (A) की सही व्याख्या नहीं है ।  
(c) अभिकथन (A) सत्य है, लेकिन कारण (R) असत्य है ।  
(d) अभिकथन (A) असत्य है, लेकिन कारण (R) सत्य है ।

**अथवा**



---

**Section – B**

**(Indian Economic Development)**

18. Which of the following is **NOT** true about foreign trade during the colonial rule ? (Choose the correct alternative) **1**
- (a) India suffered from large trade deficit.
  - (b) Restrictive policies of commodity production, were followed.
  - (c) Britain maintained a monopoly control over India's exports and imports.
  - (d) India became an exporter of primary products and an importer of finished consumer goods.
19. (A) \_\_\_\_\_ is a process, which includes all the activities from sowing till sale of the final produce in the market. (Fill up the blank with correct alternative) **1**
- (a) Rural Development
  - (b) Agricultural Diversification
  - (c) Organic Farming
  - (d) Agricultural Marketing
- OR**
- (B) \_\_\_\_\_ have emerged as an important micro finance system and led to women empowerment. (Fill up the blank with correct alternative) **1**
- (a) NABARD
  - (b) Self-Help Groups
  - (c) Commercial Banks
  - (d) Land Development Banks
20. (A) Read the following statements – Assertion(A) and Reason (R). Choose one of the correct alternatives given below : **1**
- Assertion (A) :** Human capital is not traded in the market; however its services are traded.
- Reason (R) :** Human capital is intangible in nature.
- Alternatives :**
- (a) Both Assertion (A) and Reason (R) are true and Reason (R) is the correct explanation of Assertion (A).
  - (b) Both Assertion (A) and Reason (R) are true and Reason (R) is not the correct explanation of Assertion (A).
  - (c) Assertion (A) is true, but Reason (R) is false.
  - (d) Assertion (A) is false, but Reason (R) is true.

**OR**



(B) भौतिक पूँजी का लाभ केवल निजी संस्थाओं को मिलता है; जबकि मानव पूँजी निजी के साथ-साथ \_\_\_\_\_ लाभ भी प्रदान करती है। (सही विकल्प द्वारा, रिक्त स्थान की पूर्ति करें) 1

- (a) लाभदायक (b) सामाजिक  
(c) राजकोषीय (d) मौद्रिक

21. निम्नलिखित कथनों का ध्यानपूर्वक अध्ययन करें : 1

**कथन 1 :** चीन ने स्वयं बिना किसी दबाव के, ढाँचागत आर्थिक सुधारों की शुरुआत की थी।

**कथन 2 :** विद्वानों का तर्क है कि, भारत में आर्थिक सुधारों की प्रक्रिया ने सभी आर्थिक संकेतकों को खराब कर दिया है।

दिए गए कथनों के आलोक में, निम्नलिखित में से सही विकल्प का चयन कीजिए :

- (a) कथन 1 सत्य है और कथन 2 असत्य है।  
(b) कथन 1 असत्य है और कथन 2 सत्य है।  
(c) कथन 1 और 2 दोनों सत्य हैं।  
(d) कथन 1 और 2 दोनों असत्य हैं।

22. निम्नलिखित में से क्या 'स्वर्णिम क्रांति' का एक लाभ नहीं था ? (सही विकल्प का चयन करें) 1

- (a) कृषकों की आय में वृद्धि।  
(b) दुग्ध व संबंधित उत्पादों के उत्पादन में वृद्धि।  
(c) फल व सब्जियों के उत्पादन व निर्यात में वृद्धि।  
(d) ग्रामीण क्षेत्रों में महिलाओं को रोजगार।



(B) Benefits of physical capital accrue only to private entities, whereas human capital provides private as well as \_\_\_\_\_ benefits.

(Fill up the blank with correct alternative) 1

- |                |              |
|----------------|--------------|
| (a) profitable | (b) social   |
| (c) fiscal     | (d) monetary |

21. Read the following statements carefully : 1

**Statement 1 :** China introduced structural economic reforms on its own, without any pressure.

**Statement 2 :** Scholars argue that in India, the economic reforms process led to the worsening of all the economic indicators.

In the light of the given statements, choose the correct alternatives from the following :

- (a) Statement 1 is true and Statement 2 is false.
- (b) Statement 1 is false and Statement 2 is true.
- (c) Both Statements 1 and 2 are true.
- (d) Both Statements 1 and 2 are false.

22. Which of the following was **NOT** the benefit accruing from 'Golden Revolution' ? (Choose the correct alternative) 1

- (a) Increase in the income of the farmers.
- (b) Increase in production of milk and related products.
- (c) Increase in production and exports of fruits and vegetables.
- (d) Employment for women in rural areas.



23. कॉलम – I में दिए गए घटनाओं के सेट व कॉलम – II में दिए गए संबंधित वर्षों में से असत्य युग्म का चयन करें :

1

	कॉलम – I		कॉलम – II
A.	भारत में रेलवे की शुरुआत	(i)	1850
B.	TISCO का निगमन	(ii)	1807
C.	भारत की प्रथम आधिकारिक जनगणना	(iii)	1881
D.	स्वेज नहर का खुलना	(iv)	1869

विकल्प :

- (a) A – (i) (b) B – (ii)  
(c) C – (iii) (d) D – (iv)
24. (A) चीन ने 1958 में \_\_\_\_\_ की शुरुआत की, जिसका उद्देश्य बड़े पैमाने पर देश का औद्योगीकरण करना था। (सही विकल्प द्वारा, रिक्त स्थान की पूर्ति करें) 1
- (a) महान सर्वहारा सांस्कृतिक क्रांति (b) विशेष आर्थिक क्षेत्रों की स्थापना  
(c) आर्थिक सुधारों की शुरुआत (d) ग्रेट लीप फारवर्ड अभियान

अथवा

- (B) \_\_\_\_\_ सामाजिक व राजनीतिक निर्णय लेने में लोकतांत्रिक भागीदारी की सीमा के एक उपाय के रूप में कार्य करता है। (सही विकल्प द्वारा, रिक्त स्थान की पूर्ति करें) 1
- (a) मानव विकास सूचकांक (b) स्वतंत्रता संकेतक  
(c) आर्थिक विकास (d) निर्धनता सूचकांक
25. एक अर्थव्यवस्था में जब संसाधनों के निष्कर्षण की दर संसाधनों के पुनर्जनन की दर से कम होती है, तो पर्यावरण \_\_\_\_\_ संचालित होता है। (सही विकल्प द्वारा, रिक्त स्थान की पूर्ति करें) 1
- (a) अपनी वहन क्षमता में (b) अपनी अवशोषण क्षमता से आगे  
(c) अपनी वहन क्षमता से आगे (d) अपनी सौंदर्य क्षमता से आगे



23. From the set of the events given in Column – I and the corresponding year in Column – II, choose the **incorrect pair** :

1

	Column – I		Column – II
A.	Introduction of railways in India	(i)	1850
B.	Incorporation of TISCO	(ii)	1807
C.	First Official Census of India	(iii)	1881
D.	Opening of Suez Canal	(iv)	1869

**Alternatives :**

- (a) A – (i) (b) B – (ii)  
(c) C – (iii) (d) D – (iv)
24. (A) China initiated \_\_\_\_\_ in 1958, that aimed at industrializing the country on a massive scale. (Fill up the blank with correct alternative) 1
- (a) The Great Proletarian Cultural Revolution  
(b) Setting up of Special Economic Zones  
(c) Introduction of Economic Reforms  
(d) The Great Leap Forward Campaign

**OR**

- (B) \_\_\_\_\_ acts as a measure of ‘the extent of democratic participation in social and political decision-making.’
- (Fill up the blank with correct alternative) 1
- (a) Human Development Index (b) Liberty Indicator  
(c) Economic Growth (d) Poverty Index

25. In an economy, when the rate of resource extraction is lower than the rate of regeneration of the resource, the environment may operate \_\_\_\_\_ 1
- (Fill up the blank with correct alternative)
- (a) within its carrying capacity. (b) beyond its absorptive capacity.  
(c) beyond its carrying capacity. (d) beyond its aesthetic capacity.



26. निम्नलिखित कथनों का ध्यानपूर्वक अध्ययन करें :

1

**कथन 1 :** भारत, पाकिस्तान व चीन में से, चीन सबसे बड़ा व जनसंख्या घनत्व वाला राष्ट्र है ।

**कथन 2 :** चीन में 1970 के दशक के अंत में प्रारंभ की गई एकल बालक नीति से जनसंख्या वृद्धि दर में काफी कमी आयी थी ।

दिए गए कथनों के आलोक में, निम्नलिखित में से सही विकल्प का चयन कीजिए :

- (a) कथन 1 सत्य है और कथन 2 असत्य है ।
- (b) कथन 1 असत्य है और कथन 2 सत्य है ।
- (c) कथन 1 और 2 दोनों सत्य हैं ।
- (d) कथन 1 और 2 दोनों असत्य हैं ।

27. निम्नलिखित आँकड़ों के आधार पर सकल घरेलू उत्पाद (GDP %) की वार्षिक वृद्धि दर के संदर्भ में असत्य कथन की पहचान करें : (सही विकल्प का चयन करें)

1

**सकल घरेलू उत्पाद की वार्षिक वृद्धि दर (%). 1980 – 2017**

देश	1980 – 90	2015 – 2017
भारत	5.7	7.3
चीन	10.3	6.8
पाकिस्तान	6.3	5.3

**Source :** Key Indicators for Asia and Pacific 2016. Asian Development Bank.  
Philippines : World Development Indicators 2018.

**विकल्प :**

- (a) 1980 के दशक में चीन लगभग दहाई अंकों में वृद्धि दर बनाए रखने में सक्षम था ।
- (b) 1980 – 2017 के मध्य पाकिस्तान भारत से आगे था ।
- (c) 2015-17 के दौरान भारत ने सकल घरेलू उत्पाद (GDP) में तीव्र वृद्धि का अनुभव किया था ।
- (d) 2015-17 के दौरान चीन व पाकिस्तान दोनों ने वृद्धि दर में गिरावट का अनुभव किया था ।



26. Read the following statements carefully : 1

**Statement 1 :** Amongst India, China and Pakistan, China is the largest nation and has the highest population density.

**Statement 2 :** One-child policy introduced in the late 1970s in China led to a considerable decline in the population growth rate.

In the light of the given statements, choose the correct alternative from the following :

- (a) Statement 1 is true and Statement 2 is false.  
(b) Statement 1 is false and Statement 2 is true.  
(c) Both Statements 1 and 2 are true.  
(d) Both Statements 1 and 2 are false.
27. On the basis of the data given below, identify the **incorrect** statement in terms of annual growth of GDP (%) : (Choose the correct alternative) 1

**Annual Growth of Gross Domestic Product (%). 1980 – 2017**

Country	1980 – 90	2015 – 2017
India	5.7	7.3
China	10.3	6.8
Pakistan	6.3	5.3

**Source :** Key Indicators for Asia and Pacific 2016. Asian Development Bank.  
Philippines : World Development Indicators 2018.


**Alternatives :**

- (a) China was able to maintain near double-digit growth during the 1980s.  
(b) Pakistan was ahead of India during 1980 – 2017.  
(c) India experienced a rapid rise in Gross Domestic Product during 2015-17.  
(d) Both China and Pakistan experienced a decline in growth rate during 2015-17.



28. “जलवायु परिवर्तन को लेकर गंभीर चिंताएँ लोगों का ध्यान अपनी ओर आकर्षित कर रही हैं।”

3



उपरोक्त कथन व चित्र के आलोक में पर्यावरण की वैश्विक चिंता से निपटने के लिए किन्हीं दो रणनीतियों पर चर्चा करें।

29. (a) “हाल ही में, भारत सरकार ने कृषि विविधीकरण के माध्यम से कृषकों की आय बढ़ाने की दिशा में कई कदम उठाए हैं।”

3

उपरोक्त कथन के आलोक में कृषि में विविधीकरण के किन्हीं दो लाभों की व्याख्या करें।

अथवा

(b) “भारत में शिक्षा व स्वास्थ्य के क्षेत्र में सरकार का सक्रिय हस्तक्षेप आवश्यक है।”

क्या आप दिए गए कथन से सहमत हैं ? अपने उत्तर के समर्थन में कारण दें।

3


30. भारतीय अर्थतंत्र के कृषि क्षेत्र में हरित क्रांति के किन्हीं दो गुणों व दोषों की चर्चा करें।

4



28. "Serious concerns over the climate change is taking over the attention of the world."

3



In the light of the above statement and image, discuss any two strategies to tackle this global concern of Environmental degradation.

29. (a) "Recently the Government of India has taken numerous steps towards increasing the farmer's income through agricultural diversification."

3

In light of the above statement, explain any two advantages of diversification in agriculture.

OR

- (b) "Active Government intervention is essential in education and health sectors in India."

Do you agree with the given statement ? Give reasons in support of your answer.

3

30. Discuss any two merits and demerits of the Green Revolution in the agricultural sector in the Indian economy.

4



31. दिए गए आँकड़ों के आधार पर :

**Some Selected Indicators of Human Development, 2017-2019**

Item	India	China	Pakistan
Human Development Index (Value)	0.645	0.761	0.557
Rank (based on HDI)	130	87	154
Life Expectancy at Birth (years)	69.7	76.9	67.3
Mean years of Schooling (% aged 15 and above)	6.5	8.1	5.2
Gross National Income per capita (PPP US\$)	6,681	16,057	5,005
Percentage of People living Below Poverty Line (National)	21.9*	1.7**	24.3*
Infant Mortality Rate (per 1000 live births)	29.9	7.4	57.2
Maternal Mortality Rate (per 1 lakh births)	133	29	140
Population using at least basic Sanitation (%)	60	75	60
Population using at least basic drinking Water Source (%)	93	96	91
Percentage of Undernourished Children	37.9	8.1	37.6

**Note:** \* for the year 2011; for the years 2015.

**Sources:** Human Development Report 2019 and 2020.

- (i) एक-एक आय संकेतक व स्वास्थ्य संकेतक की पहचान करें। 2
- (ii) भाग (i) में पहचाने गए किसी एक संकेतक के आधार पर भारत व चीन की तुलना करें। 2
32. (a) “कार्य पर प्रशिक्षण (On the Job Training) पर किया गया व्यय अर्थव्यवस्था में मानव पूँजी निर्माण का एक महत्वपूर्ण साधन है।”  
दिए गए कथन की मान्य कारणों द्वारा पुष्टि करें। 4
- अथवा**
- (b) “धारणीय विकास को प्रोत्साहित करने के लिए जैविक खेती समय की माँग है, परंतु इसकी अपनी कुछ सीमाएँ हैं।”  
उपरोक्त कथन के आलोक में जैविक खेती के किन्हीं दो लाभों व सीमाओं को स्पष्ट करें। 4
33. (a) (i) श्रमिक-जनसंख्या अनुपात की परिभाषा दें। इसकी उपयोगिता की विवेचना करें। 3
- (ii) ‘अपनी शिक्षा पूरी करने के उपरांत श्रीमान ऋषि अपने पारिवारिक व्यवसाय से जुड़ गए, परंतु उनकी सीमांत उत्पादकता शून्य है।’  
श्रीमान ऋषि के रोजगार की स्थिति पर टिप्पणी करें व अपने उत्तर के समर्थन में मान्य कारण दें। 3
- अथवा**
- (b) (i) ‘काव्या अपने परिवार के खेत में कार्य करती है, उसे ना तो नकद व ना ही अनाज के रूप में भुगतान किया जाता है।’  
क्या उसे श्रमिक के रूप में वर्गीकृत किया जा सकता है ? अपने उत्तर के समर्थन में वैध कारण दें। 3
- (ii) “1990 के दशक के अंत में भारत ने सकल घरेलू उत्पाद (GDP) की वृद्धि व रोजगार सृजन के मध्य एक व्यापक अंतर अनुभव किया था।” विवेचना करें। 3



31. On the basis of the given data :

**Some Selected Indicators of Human Development, 2017-2019**

Item	India	China	Pakistan
Human Development Index (Value)	0.645	0.761	0.557
Rank (based on HDI)	130	87	154
Life Expectancy at Birth (years)	69.7	76.9	67.3
Mean years of Schooling (% aged 15 and above)	6.5	8.1	5.2
Gross National Income per capita (PPP US\$)	6,681	16,057	5,005
Percentage of People living Below Poverty Line (National)	21.9*	1.7**	24.3*
Infant Mortality Rate (per 1000 live births)	29.9	7.4	57.2
Maternal Mortality Rate (per 1 lakh births)	133	29	140
Population using at least basic Sanitation (%)	60	75	60
Population using at least basic drinking Water Source (%)	93	96	91
Percentage of Undernourished Children	37.9	8.1	37.6

**Note:** \* for the year 2011; for the years 2015.

**Sources:** Human Development Report 2019 and 2020.

- (i) Identify one income indicator and one health indicator, each. **2**
- (ii) Compare India and China on the basis of any one of the indicator identified above in part (i). **2**
32. (a) “Expenditure on **On-the-job training** is an important means of human capital formation in an economy.”  
Give valid reasons to justify the given statement. **4**
- OR**
- (b) “Organic Farming is the need of the hour to promote sustainable development but, has its own limitations.” **4**  
Elaborate any two advantages and limitations each of organic farming in the light of the above statement.
33. (a) (i) Define Worker Population Ratio. Discuss its usefulness. **3**  
(ii) ‘Mr. Rishi, after completing his education, has joined his family business but his marginal productivity is zero.’  
Comment upon the employment status of Mr. Rishi. Give valid reasons in support of your answer. **3**
- OR**
- (b) (i) ‘Kavya works on her family farm and is neither paid in cash nor in the form of grains.’  
Can she be categorized as a worker ? Give valid reasons in support of your answer. **3**  
(ii) “In the late 1990’s India experienced a widening gap between the growth of GDP and employment generation”. Discuss. **3**



34. निम्नलिखित गद्य का ध्यानपूर्वक अध्ययन करें तथा दिए गए प्रश्नों का उत्तर इसके व सामान्य ज्ञान के आधार पर दें।

1991 के “आर्थिक सुधारों” के अंतर्गत प्रारंभ किए गए स्थायित्वकारी व संरचनात्मक समायोजन उपायों ने भारत की आर्थिक नीतियों में एक ऐतिहासिक क्षण को चिह्नित किया था। स्वतंत्रता के तीन दशकों तक भारत की विकास रणनीति व आर्थिक नीतियाँ सामाजिक न्याय व समानता के साथ उत्पादन व रोजगार में तीव्र वृद्धि लाने के उद्देश्य से निर्देशित थीं।

1970 के पश्चात् से यह अनुभव किया गया कि, आर्थिक गतिविधियों पर कई नियमों की उपयोगिता समाप्त हो चुकी है तथा वास्तव में ये आर्थिक विकास में बाधक बन रही हैं। इसके प्रति उत्तर में सरकार ने 1980 के दशक के प्रारंभ से कुछ नरम उदारीकरण सुधारों की शुरुआत की थी।

हालाँकि, भारतीय अर्थव्यवस्था को शीघ्र ही खाड़ी संकट का सामना करना पड़ा तथा परिणामस्वरूप :

- (i) तेल की कीमतों की अनिश्चितता;
- (ii) बाह्य भुगतान की समस्या;
- (iii) गंभीर मुद्रास्फीतिकारी दबाव;
- (iv) आवश्यक वस्तुओं की अल्पता;
- (v) राजकोषीय अनुशासन में गिरावट आदि; के कारण भारतीय अर्थव्यवस्था आर्थिक संकट के कगार पर पहुँच गई थी।

इस उभरते हुए संकट की प्रतिक्रिया में सरकार ने कुछ स्थायित्वकारी व संरचनात्मक सुधारों को शुरू किया जैसे :

- (i) राजकोषीय घाटे में कमी;
- (ii) मुद्रा आपूर्ति में वृद्धि पर नियंत्रण;
- (iii) विनिमय दर समायोजन प्रणाली आदि।

स्थायित्वकारी नीति का मुख्य उद्देश्य समग्र माँग के विकास को अर्थव्यवस्था के दीर्घकालिक विकास पथ के अनुरूप लाना था।



34. Read the following text carefully and answer the given questions on the basis of the same and common understanding.

The stabilisation and structural adjustment measures, initiated under the 1991 “Economic Reforms” mark a watershed moment in India’s economic policies. For almost three decades since independence, India’s development strategy and economic policies were guided by the objectives of accelerating the growth of output and employment with social justice and equity.

Ever since the 1970’s, it was realised that many of the regulations on economic activities have outlived their usefulness and were in fact hampering economic growth and development. In response to this, the government initiated some milder liberalisation reforms for almost a decade since the early 1980’s.

However, the Indian economy soon had to face the Gulf crisis and consequently :

- (i) The uncertainties about the oil prices;
- (ii) The external payment problems;
- (iii) The serious inflationary pressures;
- (iv) The scarcities of essential commodities;
- (v) The deterioration of fiscal discipline, etc.

These led to the Indian economy on the verge of Economic crisis.

In response to this emerging crisis, the Government initiated a set of stabilisation and structural reforms like :

- (i) Reduction in fiscal deficit;
- (ii) Containment of growth in money supply;
- (iii) An exchange rate adjustment system etc.

The key objective of stabilisation policy was to bring the growth of aggregate demand in line with long term growth path of the economy.



---

अर्थव्यवस्था के आपूर्ति पक्ष में सुधार के लिए संयोजन के रूप में संरचनात्मक समायोजन उपाय किये गए जैसे :

- (i) औद्योगिक लाईसेंसों का समापन
- (ii) अंतर्राष्ट्रीय व्यापार को नियंत्रित करने वाली नीति व्यवस्था का उदारीकरण
- (iii) वित्तीय क्षेत्र का विनियमन

इसने अर्थव्यवस्था के दीर्घकालिक विकास पथ को ही पूर्णतः बदल दिया ।

(स्वीकृत एवं संशोधित)

**Source :**

<https://niti.gov.in/planningcommission.gov.in/docs/reports/genrep/arep9099/at94-95.htm>

- (a) 1991 में आर्थिक सुधारों की शुरुआत के किन्हीं दो कारणों को संक्षेप में रेखांकित करें । 2
- (b) सरकार ने आर्थिक संकट को हल करने के लिए स्थायित्वकारी व संरचनात्मक सुधार पेश किए थे ।  
भारत सरकार द्वारा अपनाई गई इन नीतियों की प्रमुख पहलों व उद्देश्यों का उल्लेख करें । 4



---

In conjunction, the structural adjustment measures like;

- (i) industrial delicensing
- (ii) liberalisation of policy regime governing international trade
- (iii) deregulation of financial sector

Were taken to improve the supply side of the economy This shifted the long-term growth path of the economy itself completely.

(Adapted and modified)

**Source :**

<https://niti.gov.in/planningcommission.gov.in/docs/reports/genrep/arep9099/at94-95.htm>

- (a) Briefly outline any two reasons for the initiation of Economic Reforms in 1991. 2
- (b) Government introduced a set of stabilisation and structural reforms to solve the economic crisis. State the key initiatives and objectives of these policies adopted by the Government of India. 4



---



**Marking Scheme**  
**Strictly Confidential**  
**(For Internal and Restricted use only)**  
**Senior School Certificate Examination, 2023**  
**ECONOMICS (SUBJECT CODE – 030)**  
**(PAPER CODE – 58/2/1)**

**General Instructions: -**

<b>1</b>	You are aware that evaluation is the most important process in the actual and correct assessment of the candidates. A small mistake in evaluation may lead to serious problems which may affect the future of the candidates, education system and teaching profession. To avoid mistakes, it is requested that before starting evaluation, you must read and understand the spot evaluation guidelines carefully.
<b>2</b>	<b>“Evaluation policy is a confidential policy as it is related to the confidentiality of the examinations conducted, Evaluation done and several other aspects. Its’ leakage to public in any manner could lead to derailment of the examination system and affect the life and future of millions of candidates. Sharing this policy/document to anyone, publishing in any magazine and printing in News Paper/Website etc may invite action under various rules of the Board and IPC.”</b>
<b>3</b>	Evaluation is to be done as per instructions provided in the Marking Scheme. It should not be done according to one’s own interpretation or any other consideration. Marking Scheme should be strictly adhered to and religiously followed. <b>However, while evaluating, answers which are based on latest information or knowledge and/or are innovative, they may be assessed for their correctness otherwise and due marks be awarded to them. In class-X, while evaluating two competency-based questions, please try to understand given answer and even if reply is not from marking scheme but correct competency is enumerated by the candidate, due marks should be awarded.</b>
<b>4</b>	The Marking scheme carries only suggested value points for the answers These are in the nature of Guidelines only and do not constitute the complete answer. The students can have their own expression and if the expression is correct, the due marks should be awarded accordingly.
<b>5</b>	The Head-Examiner must go through the first five answer books evaluated by each evaluator on the first day, to ensure that evaluation has been carried out as per the instructions given in the Marking Scheme. If there is any variation, the same should be zero after deliberation and discussion. The remaining answer books meant for evaluation shall be given only after ensuring that there is no significant variation in the marking of individual evaluators.
<b>6</b>	Evaluators will mark(√) wherever answer is correct. For wrong answer CROSS ‘X’ be marked. Evaluators will not put right (✓) while evaluating which gives an impression that answer is correct and no marks are awarded. <b>This is most common mistake which evaluators are committing.</b>
<b>7</b>	If a question has parts, please award marks on the right-hand side for each part. Marks awarded for different parts of the question should then be totaled up and written in the left-hand margin and encircled. This may be followed strictly.
<b>8</b>	If a question does not have any parts, marks must be awarded in the left-hand margin and encircled. This may also be followed strictly.
<b>9</b>	If a student has attempted an extra question, answer of the question deserving more marks should be retained and the other answer scored out with a note <b>“Extra Question”</b> .
<b>10</b>	No marks to be deducted for the cumulative effect of an error. It should be penalized only once.
<b>11</b>	A full scale of marks _____(example 0 to 80/70/60/50/40/30 marks as given in Question Paper) has to be used. Please do not hesitate to award full marks if the answer deserves it.
<b>12</b>	Every examiner has to necessarily do evaluation work for full working hours i.e., 8 hours every day and evaluate 20 answer books per day in main subjects and 25 answer books per day in other subjects (Details are given in Spot Guidelines).
<b>13</b>	Ensure that you do not make the following common types of errors committed by the Examiner

	<p>in the past:-</p> <ul style="list-style-type: none"> <li>● Leaving answer or part thereof unassessed in an answer book.</li> <li>● Giving more marks for an answer than assigned to it.</li> <li>● Wrong totaling of marks awarded on an answer.</li> <li>● Wrong transfer of marks from the inside pages of the answer book to the title page.</li> <li>● Wrong question wise totaling on the title page.</li> <li>● Wrong totaling of marks of the two columns on the title page.</li> <li>● Wrong grand total.</li> <li>● Marks in words and figures not tallying/not same.</li> <li>● Wrong transfer of marks from the answer book to online award list.</li> <li>● Answers marked as correct, but marks not awarded. (Ensure that the right tick mark is correctly and clearly indicated. It should merely be a line. Same is with the X for incorrect answer.)</li> </ul> <p>Half or a part of answer marked correct and the rest as wrong, but no marks awarded.</p>
14	While evaluating the answer books if the answer is found to be totally incorrect, it should be marked as cross (X) and awarded zero (0) Marks.
15	Any un assessed portion, non-carrying over of marks to the title page, or totaling error detected by the candidate shall damage the prestige of all the personnel engaged in the evaluation work as also of the Board. Hence, in order to uphold the prestige of all concerned, it is again reiterated that the instructions be followed meticulously and judiciously.
16	The Examiners should acquaint themselves with the guidelines given in the “ <b>Guidelines for spot Evaluation</b> ” before starting the actual evaluation.
17	Every Examiner shall also ensure that all the answers are evaluated, marks carried over to the title page, correctly totaled and written in figures and words.
18	The candidates are entitled to obtain photocopy of the Answer Book on request on payment of the prescribed processing fee. All Examiners/Additional Head Examiners/Head Examiners are once again reminded that they must ensure that evaluation is carried out strictly as per value points for each answer as given in the Marking Scheme.

**MARKING SCHEME**  
**Senior Secondary School Examination 2023**  
**ECONOMICS (Subject Code-030)**  
**[Paper Code : 58/2/1]**

**Maximum Marks: 80**

<b>Q.No.</b>	<b>EXPECTED ANSWER / VALUE POINTS</b>	<b>Marks</b>
<b>Section – A</b> <b>(Macro Economics)</b>		
<b>1.</b>	<p>"In the Annual Budget 2022-23, the Government of India set up disinvestment targets of ₹ 65,000 crore".</p> <p>Such proceeds from disinvestment can be classified as _____ receipts in the Government Budget as it leads to _____ of the Government.</p> <p style="text-align: right;">(Choose the correct alternative)</p> <p>(a) capital, decrease in assets                      (b) revenue, increase in assets  (c) capital, increase in liabilities                  (d) revenue, decrease in liabilities</p> <p><b>Ans. (a) capital, decrease in assets</b></p>	<b>1</b>
<b>2.</b>	<p>Read the following statements - Assertion (A) and Reason (R). Choose one of the correct alternatives given below:</p> <p><b>Assertion (A):</b> The Balance of Payments is in surplus, if autonomous receipts are greater than autonomous payments.</p> <p><b>Reason (R):</b> Autonomous transactions are determined by the difference in the Balance of Payments.</p> <p><b>Alternatives:</b></p> <p>(a) Both Assertion (A) and Reason (R) are true and Reason (R) is the correct explanation of Assertion (A).  (b) Both Assertion (A) and Reason (R) are true and Reason (R) is not the correct explanation of Assertion (A).  (c) Assertion (A) is true, but Reason (R) is false.  (d) Assertion (A) is false, but Reason (R) is true.</p> <p><b>Ans. (c) Assertion (A) is true, but Reason (R) is false.</b></p>	<b>1</b>
<b>3.</b>	<p>Read the following statements carefully:</p> <p><b>Statement 1:</b> The induced consumption shows, the direct relation between consumption and income.</p> <p><b>Statement 2:</b> With a certain increase in income, induced consumption also increases.</p> <p>In the light of the given statements, choose the correct alternative from the following:</p> <p>(a) Statement 1 is true and Statement 2 is false.  (b) Statement 1 is false and Statement 2 is true.  (c) Both Statements 1 and 2 are true.  (d) Both Statements 1 and 2 are false.</p> <p><b>Ans. (c) Both Statements 1 and 2 are true</b></p>	<b>1</b>
<b>4.</b>	<p>Ms. Iqra Ansari, a teacher, was explaining in her class about various types of deposits with the commercial banks. She quoted that-</p> <p>"These deposits form a part of M1 measure of money supply and are payable on demand by the commercial banks."</p> <p>Identify the type of deposits she was explaining about and choose the correct alternative:</p> <p>(i) Demand Deposits  (ii) Time Deposits  (iii) Post Office Deposits</p>	

	<b>Alternatives:</b> (a) Only (i) (b) Only (ii) (c) (i) and (ii) (d) (i), (ii) and (iii) <b>Ans. (a) Only (i)</b>	<b>1</b>									
<b>5.</b>	As per the Reserve Bank of India (RBI) press report, dated 22 <sup>nd</sup> June, 2022: "Net Foreign Portfolio Investment (FPI) recorded an outflow of US\$15.2 billion mainly from the equity market." The above transaction will be recorded in the _____ account on _____ side of Balance of payments account of India. (Choose the correct alternative) (a) current, credit (b) current, debit (c) capital, credit (d) capital, debit <b>Ans. (d) capital, debit</b>	<b>1</b>									
<b>6.</b>	Read the following statements carefully: <b>Statement 1:</b> Gross Domestic Product (GDP) is the sum total of the gross market value of all the final goods and services added by all the sectors in the economy during a fiscal year. <b>Statement 2:</b> Gross Value Added at Market Price (GVA <sub>MP</sub> ) is equal to the excess of value of output over intermediate consumption. In the light of the given statements, choose the correct alternative from the following: (a) Statement 1 is true and Statement 2 is false. (b) Statement 1 is false and Statement 2 is true. (c) Both Statements 1 and 2 are true. (d) Both Statements 1 and 2 are false. <b>Ans. (c) Both Statements 1 and 2 are true</b> <b>OR</b> <b>(B)</b> On the basis of the figure given below, identify the type of flow indicated by B and D: (Choose the correct alternative) <div style="text-align: center;"> </div>	<b>1</b>									
	<b>Alternatives:</b> (a) Real flow (b) Money flow (c) Nominal flow (d) National flow <b>Ans. (a) Real flow</b>	<b>1</b>									
<b>7.</b>	Assuming that, the following data is given for an imaginary economy: <table border="1" style="width: 100%; border-collapse: collapse;"> <thead> <tr> <th style="text-align: center;">Year</th><th style="text-align: center;">2020 (₹ in Cr.)</th><th style="text-align: center;">2021 (₹ in Cr.)</th></tr> </thead> <tbody> <tr> <td>Exports of visibles</td><td style="text-align: center;">1,000</td><td style="text-align: center;">1,100</td></tr> <tr> <td>Imports of visibles</td><td style="text-align: center;">800</td><td style="text-align: center;">850</td></tr> </tbody> </table> The balance of trade from 2020 to 2021 _____ by ₹ _____ crore. (Choose the correct alternative)	Year	2020 (₹ in Cr.)	2021 (₹ in Cr.)	Exports of visibles	1,000	1,100	Imports of visibles	800	850	
Year	2020 (₹ in Cr.)	2021 (₹ in Cr.)									
Exports of visibles	1,000	1,100									
Imports of visibles	800	850									

	(a) increased, 200 (c) increased, 50 <b>Ans. (c) increased, 50</b>	(b) decreased, 200 (d) decreased, 50	<b>1</b>
<b>8.</b>	In order to tackle the problem of rising general price level in an economy, government may come up with a surplus budget to achieve the budget objective of _____. (i) reallocation of resources (ii) price stability (iii) redistribution of income <b>Alternatives:</b> (a) (i) only (c) (iii) only <b>Ans. (b) (ii) only</b>	(b) (ii) only (d) (i) and (iii)	<b>1</b>
<b>9.</b>	Read the following statements- Assertion (A) and Reason (R). Choose one of the correct alternatives given below: <b>Assertion (A):</b> At the break-even level of income, the value of Average Propensity to Consume (APC) is zero. <b>Reason (R):</b> Sum of Average Propensity to Consume (APC) and Average Propensity to Save (APS) is always equal to one. <b>Alternatives:</b> (a) Both Assertion (A) and Reason (R) are true and Reason (R) is the correct explanation of Assertion (A). (b) Both Assertion (A) and Reason (R) are true and Reason (R) is not the correct explanation of Assertion (A). (c) Assertion (A) is true, but Reason (R) is false. (d) Assertion (A) is false, but Reason (R) is true. <b>Ans. (d) Assertion (A) is false, but Reason (R) is true.</b>		<b>1</b>
<b>(B)</b>	_____ refers to that level of Aggregate Demand, which can be met by the corresponding supply in the economy. (Fill up the blank with correct alternative) (a) Autonomous Consumption (c) Excess Demand <b>Ans. (b) Effective Demand</b>	(b) Effective demand (d) Deficient Demand	<b>1</b>
<b>10.</b>	In the Indian economy, _____ are issued by the Reserve Bank of India and acts as legal tender money. (i) Coins of all denomination (ii) Currency notes of various denominations, except one rupee note (iii) Demand deposits <b>Alternatives:</b> (a) Only (i) (c) Only (iii) <b>Ans. (b) Only (ii)</b>	(b) Only (ii) (d) (i) and (ii)	<b>1</b>
<b>(B)</b>	_____ formulates the Monetary Policy in the economy. (Fill up the blank with correct alternative) (a) Commercial Banks (c) Central Bank <b>Ans. (c) Central Bank</b>	(b) International Monetary Fund (d) Central Government	<b>1</b>

<p><b>11.</b></p>	<p>On the basis of the data given below for an imaginary economy, estimate the value of Net Domestic Product at factor cost (NDP<sub>FC</sub>):</p> <table border="1" data-bbox="276 241 1337 658"> <thead> <tr> <th>S. No.</th> <th>Items</th> <th>Amount (₹ in crore)</th> </tr> </thead> <tbody> <tr> <td>(i)</td> <td>Household Consumption Expenditure</td> <td>2,000</td> </tr> <tr> <td>(ii)</td> <td>Government Final Consumption Expenditure</td> <td>1,500</td> </tr> <tr> <td>(iii)</td> <td>Gross Domestic Fixed Capital Formation</td> <td>1,000</td> </tr> <tr> <td>(iv)</td> <td>Net additions to stock</td> <td>300</td> </tr> <tr> <td>(v)</td> <td>Exports</td> <td>700</td> </tr> <tr> <td>(vi)</td> <td>Net Indirect Taxes</td> <td>350</td> </tr> <tr> <td>(vii)</td> <td>Imports</td> <td>200</td> </tr> <tr> <td>(viii)</td> <td>Consumption of Fixed Capital</td> <td>250</td> </tr> </tbody> </table> <p><b>Ans.</b>  <b>Net Domestic Product at Factor Cost (NDP<sub>fc</sub>) = (i)+(ii)+(iii)+(iv)+(v)–(vii)–(vi)–(viii)</b>  <b>= 2,000+1,500+1,000+300+700–200–350–250</b>  <b>= ₹ 4,700 crore</b></p>	S. No.	Items	Amount (₹ in crore)	(i)	Household Consumption Expenditure	2,000	(ii)	Government Final Consumption Expenditure	1,500	(iii)	Gross Domestic Fixed Capital Formation	1,000	(iv)	Net additions to stock	300	(v)	Exports	700	(vi)	Net Indirect Taxes	350	(vii)	Imports	200	(viii)	Consumption of Fixed Capital	250	<p><b>1½</b> <b>1</b> <b>½</b> <b>3</b></p>
S. No.	Items	Amount (₹ in crore)																											
(i)	Household Consumption Expenditure	2,000																											
(ii)	Government Final Consumption Expenditure	1,500																											
(iii)	Gross Domestic Fixed Capital Formation	1,000																											
(iv)	Net additions to stock	300																											
(v)	Exports	700																											
(vi)	Net Indirect Taxes	350																											
(vii)	Imports	200																											
(viii)	Consumption of Fixed Capital	250																											
<p><b>12.</b> <b>(a)</b></p>	<p>"Under the flexible exchange rate system, the Central Bank does not intervene in the foreign exchange market."  Justify the statement, giving valid arguments.  <b>Ans. Under the flexible exchange rate system, the foreign exchange rate is determined through free market forces of demand and supply. Equilibrium rate of exchange is established at a point where the quantity demanded and quantity supplied of foreign exchange are equal.</b>  <b>In case of any disequilibrium, market forces of demand and supply will automatically bring the exchange rate back to the equilibrium level.</b>  <b>Hence, the Central Bank does not have any active role to play in the determination of exchange rate under the flexible exchange rate system. (To be marked as a whole)</b>  <b>OR</b></p> <p><b>(b)</b>  Explain the impact of home currency depreciation on the exports of a nation.  <b>Ans. Depreciation of home currency is referred to as a situation of fall in the price of home currency in terms of a foreign currency.</b>  <b>Depreciation of home currency may lead to promotion of exports from the nation as the goods become relatively cheaper. This will increase the international competitiveness of the exports from the home country to the rest of the world.</b>  <b>(To be marked as a whole)</b></p>	<p><b>3</b>          <b>3</b></p>																											
<p><b>13.</b></p>	<p>"The process of credit creation by commercial banks comes to an end when the total of required reserves become equal to the initial deposits."  With the help of a numerical example, prove that the given statement is true.  <b>Ans. The given statement is true. This can be proved with the help of the following example:</b>  <b>The process of credit creation is based on the assumptions that:</b></p> <ul style="list-style-type: none"> <li>entire banking system is a single unit.</li> <li>all transactions are routed through the bank only.</li> </ul>																												


		<b>Deposits</b>	<b>Loans</b>	<b>Reserves (20%)</b>	
	<b>1</b>	<b>1000</b>	<b>800</b>	<b>200</b>	
	<b>2</b>	<b>800</b>	<b>640</b>	<b>160</b>	
	<b>3</b>	<b>640</b>	<b>512</b>	<b>128</b>	
	<b>...</b>	<b>...</b>	<b>...</b>	<b>...</b>	
	<b>...</b>	<b>...</b>	<b>...</b>	<b>...</b>	
	<b>Total</b>	<b>5000</b>	<b>4000</b>	<b>1000</b>	
	<p>When a commercial bank receives initial/primary deposits (say ₹ 1,000), as per the requirement of the Central Bank, it has to maintain some reserves. The remaining amount is made available for loans. The lent sum of money is received back in the next round of deposits as secondary deposits.</p> <p>Total deposit creation = Initial deposits <math>\times \frac{1}{\text{Reserve Ratio}}</math></p> $= 1,000 \times \frac{1}{0.2}$ $= ₹ 5,000$ <p>This process of deposit, reserve and lending continues till initial deposits become equal to the sum total of reserves. (To be marked as a whole)</p>				<b>4</b>
<b>14.</b>	<p>"In an economy <i>ex-ante</i> Aggregate Demand is more than <i>ex-ante</i> Aggregate Supply."</p> <p>(a) Explain its impact on the level of output, income and employment.</p> <p><b>Ans. When ex-ante Aggregate Demand is more than ex-ante Aggregate Supply, it means that households are planning to consume more than what the firms expect them to. This will lead to unintended fall in inventories. To restore the desired /intended level of inventories, producers may expand production. As a result, there may be an increase in the level of output, employment and income in the economy. (To be marked as a whole)</b></p> <p style="text-align: center;"><b>OR</b></p> <p>(b) For a hypothetical economy, assuming there is an increase in the Marginal Propensity to Consume (MPC) from 75% to 90% and change in investment to be ₹1,000 crore. Using the concept of investment multiplier, calculate the increase in income due to change in Marginal Propensity to Consume (MPC).</p> <p><b>Ans. Given, Change in Investment (ΔI) = ₹ 1,000 crore</b></p>				<b>4</b>

	<table><tr><th>MPC</th><th>Investment Multiplier <math>K = \frac{1}{1-MPC}</math></th><th>Change in Income (<math>\Delta Y</math>) <math>\Delta Y = K \times \Delta I</math> (₹ in crore)</th></tr><tr><td>0.75</td><td><math>\frac{1}{1-0.75} = 4</math></td><td>4 x 1,000 = 4,000</td></tr><tr><td>0.90</td><td><math>\frac{1}{1-0.90} = 10</math></td><td>10 x 1,000 = 10,000</td></tr></table> <p>Hence, with the change in MPC from 0.75 to 0.90 Increase in income = 10,000 – 4,000 = ₹ 6,000 crore</p>	MPC	Investment Multiplier $K = \frac{1}{1-MPC}$	Change in Income ( $\Delta Y$ ) $\Delta Y = K \times \Delta I$ (₹ in crore)	0.75	$\frac{1}{1-0.75} = 4$	4 x 1,000 = 4,000	0.90	$\frac{1}{1-0.90} = 10$	10 x 1,000 = 10,000	<table><tr><td>1 ½</td></tr><tr><td>1 ½</td></tr><tr><td>1</td></tr><tr><td>4</td></tr></table>	1 ½	1 ½	1	4
MPC	Investment Multiplier $K = \frac{1}{1-MPC}$	Change in Income ( $\Delta Y$ ) $\Delta Y = K \times \Delta I$ (₹ in crore)													
0.75	$\frac{1}{1-0.75} = 4$	4 x 1,000 = 4,000													
0.90	$\frac{1}{1-0.90} = 10$	10 x 1,000 = 10,000													
1 ½															
1 ½															
1															
4															
15.	<p>With suitable examples, distinguish between Direct taxes and Indirect taxes.</p> <p><b>Ans.</b> <b>Direct Taxes</b> refer to those taxes whose impact and incidence lie on the same entity. Its burden cannot be shifted. <b>For example:</b> Wealth tax, Corporate tax etc.</p> <p style="text-align: center;"><b>Whereas;</b></p> <p><b>Indirect Taxes</b> refer to those taxes whose impact and incidence may lie on different entities. Its burden can be shifted. <b>For example:</b> Goods and services tax, Excise duty etc.</p> <p style="text-align: center;">(Any other valid definition/ explanation/ example to be allotted marks)</p>	<table><tr><td>2</td></tr><tr><td>2</td></tr><tr><td>4</td></tr></table>	2	2	4										
2															
2															
4															
16.	<p>"Many goods and services which may contribute to welfare, but are not included in estimating Gross Domestic Product (GDP)."</p> <p>(a) (i) Do you agree with the given statement? Give valid reason in support of your answer. <b>Ans. Yes, there are many goods and services that may contribute to welfare in an economy but may not be included in the estimation of Gross Domestic Product. These transactions are referred to as non-market transactions. Transactions like domestic services rendered by a home maker contribute to welfare but are not included in the estimation of GDP as they are not paid for. (To be marked as a whole)</b></p> <p>(ii) With suitable examples, distinguish between final goods and intermediate goods. <b>Ans. Final Goods</b> refer to those goods which are either used for consumption purpose or for investment purpose. <b>For example:</b> A shirt purchased by a consumer.</p> <p style="text-align: center;"><b>Whereas;</b></p> <p><b>Intermediate goods</b> are those goods which are either used for resale or further production purposes in the same year. <b>For example:</b> Cloth used by a firm to manufacture shirts.</p> <p style="text-align: center;"><b>OR</b></p> <p>(b) Using a suitable numerical example, distinguish between Real Gross Domestic Product (GDP) and Nominal Gross Domestic Product (GDP). (i) <b>Ans. Real Gross Domestic Product (GDP)</b> is the money value of all the final goods and services produced in the domestic territory of an economy, measured at base year prices.</p> <p style="text-align: center;"><b>Whereas;</b></p> <p><b>Nominal Gross Domestic Product (GDP)</b> is money value of final goods and services produced in the domestic territory of an economy, measured at current year prices.</p> <p><b>For example, considering base year be 2000 and current year be 2001</b></p>	<table><tr><td>3</td></tr><tr><td>1 ½</td></tr><tr><td>1 ½</td></tr><tr><td>1</td></tr><tr><td>1</td></tr></table>	3	1 ½	1 ½	1	1								
3															
1 ½															
1 ½															
1															
1															

	<table><tr><th>Year</th><th>Price (in ₹)</th><th>Output (in units)</th><th>Real GDP (P<sub>0</sub>Q<sub>1</sub>)</th><th>Nominal GDP (P<sub>1</sub>Q<sub>1</sub>)</th></tr><tr><td>2000</td><td>10</td><td>100</td><td>1,000</td><td>1,000</td></tr><tr><td>2001</td><td>15</td><td>100</td><td>1,000</td><td>1,500</td></tr></table>	Year	Price (in ₹)	Output (in units)	Real GDP (P <sub>0</sub> Q <sub>1</sub> )	Nominal GDP (P <sub>1</sub> Q <sub>1</sub> )	2000	10	100	1,000	1,000	2001	15	100	1,000	1,500	1 ½
	Year	Price (in ₹)	Output (in units)	Real GDP (P <sub>0</sub> Q <sub>1</sub> )	Nominal GDP (P <sub>1</sub> Q <sub>1</sub> )												
	2000	10	100	1,000	1,000												
2001	15	100	1,000	1,500													
It is evident from the above data that nominal GDP is more than real GDP owing to an increase in price without any corresponding change in output level.	½																
(ii)	State the meaning of 'normal resident' of a country. <b>Ans. Normal resident of a country refers to an individual or an institution who ordinarily resides in a country and whose centre of economic interest also lies in that country.</b>	2															
		6															
17.	<p>Read the following text carefully. Answer the given questions on the basis of the same and common understanding:</p> <p>On 30<sup>th</sup> September 2022, the Reserve Bank of India (RBI) raised Repo Rate for the fourth time in a row. The Monetary Policy Committee (MPC) decided to raise the policy rate by 50 basis points. (1 basis point = <math>\frac{1}{100}</math> th of a percent). After this announcement, the new repo rate stands at 5.9%, while the reverse repo rate continues to stand at 3.35%.</p> <p>Commercial banks borrow money from the Central Bank, when there is a shortage of funds. With the surge in the repo rate, borrowings by general public will become costlier. This is because, as RBI hikes its repo rate, it becomes costly for the banks to borrow short term funds from the Central Bank.</p> <p>As a result, the banks hike the rates at which customers borrow money from them to compensate for the hike in the repo rate. This happens because banks offer loans to retail consumers at an interest rate which is generally, directly proportional to the repo rate.</p> <p>The increase of 0.50 percent in repo rate will lead to a higher interest rate on loans for borrowers, implying that the Equated Monthly Instalments (EMIs) for repaying the existing loans will also increase.</p> <p>Source: <a href="https://www.businessstandard.com/article/economicpolicy/rbi-monetary_policy-repo-rate-up-by-50bps-here-s-how-it-will-impact-you-122093000267">https://www.businessstandard.com/article/economicpolicy/rbi-monetary_policy-repo-rate-up-by-50bps-here-s-how-it-will-impact-you-122093000267</a> (Edited)</p>																
(a)	Define 'Repo Rate'. <b>Ans. Repo rate refers to the rate at which the Central Bank lends to the commercial banks for their short-term requirements.</b>	1															
(b)	Outline the recent change made by the Monetary Policy Committee of Reserve Bank of India in the repo rate. <b>Ans. The Monetary Policy Committee of Reserve Bank of India raised the repo rate by 50 basis points.</b>	1															
(c)	"Increase in repo rate is an important tool used by Monetary Policy Committee to combat the situation of inflation in the Economy." Justify the given statement. <b>Ans. To deal with the situation of inflation, the Monetary Policy Committee (MPC) of Reserve Bank of India has increased the repo rate.</b>																

	<p><b>An increase in repo rate will force the commercial banks to increase their lending rates making the credit costlier for the general public. Thereby, discouraging the borrowings. Consequently, Aggregate Demand will fall and thereby correcting the problem of inflation in the economy.</b></p> <p style="text-align: right;">(To be marked as a whole)</p>	<p><b>4</b></p>
		<b>6</b>
<b>Section – B</b> <b>(Indian Economic Development)</b>		
<b>18.</b>	<p>Which of the following is <b>NOT</b> true about foreign trade during the colonial rule? (Choose the correct alternative)</p> <p>(a) India suffered from large trade deficit. (b) Restrictive policies of commodity production, were followed. (c) Britain maintained a monopoly control over India's exports and imports. (d) India became an exporter of primary products and an importer of finished consumer goods.</p> <p><b>Ans. (a) India suffered from a large trade deficit.</b></p>	<b>1</b>
<b>19.</b>	<p>_____ is a process, which includes all the activities from sowing till sale of the final produce in the market. (Fill up the blank with correct alternative)</p> <p>(a) Rural Development (b) Agricultural Diversification (c) Organic Farming (d) Agricultural Marketing</p> <p><b>Ans. (d) Agricultural Marketing</b></p>	<b>1</b>
<b>(B)</b>	<p style="text-align: center;"><b>OR</b></p> <p>_____ have emerged as an important micro finance system and led to women empowerment. (Fill up the blank with correct alternative)</p> <p>(a) NABARD (b) Self-Help Groups (c) Commercial Banks (d) Land Development Banks</p> <p><b>Ans. (b) Self-Help Groups</b></p>	<b>1</b>
<b>20.</b>	<p>Read the following statements – Assertion (A) and Reason (R). Choose one of the correct alternatives given below:</p> <p><b>Assertion (A):</b> Human capital is not traded in the market; however its services are traded. <b>Reason (R):</b> Human capital is intangible in nature.</p> <p><b>Alternatives:</b></p> <p>(a) Both Assertion (A) and Reason (R) are true and Reason (R) is the correct explanation of Assertion (A). (b) Both Assertion (A) and Reason (R) are true and Reason (R) is not the correct explanation of Assertion (A). (c) Assertion (A) is true, but Reason (R) is false. (d) Assertion (A) is false, but Reason (R) is true.</p> <p><b>Ans. (a) Both Assertion (A) and Reason (R) are true and Reason (R) is the correct explanation of Assertion (A)</b></p>	<b>1</b>
<b>(B)</b>	<p style="text-align: center;"><b>OR</b></p> <p>Benefits of physical capital accrue only to private entities, whereas human capital provides private as well as _____ benefits. (Fill up the blank with correct alternative)</p> <p>(a) profitable (b) social (c) fiscal (d) monetary</p> <p><b>Ans. (b) social</b></p>	<b>1</b>

21.	<p>Read the following statements carefully: <b>Statement 1:</b> China introduced structural economic reforms on its own, without any pressure. <b>Statement 2:</b> Scholars argue that in India, the economic reforms process led to the worsening of all the economic indicators. In the light of the given statements, choose the correct alternatives from the following:</p> <p>(a) Statement 1 is true and Statement 2 is false. (b) Statement 1 is false and Statement 2 is true. (c) Both Statements 1 and 2 are true. (d) Both Statements 1 and 2 are false</p> <p><b>Ans. (a) Statement 1 is true and Statement 2 is false.</b></p>	1																				
22.	<p>Which of the following was <u>NOT</u> the benefit accruing from 'Golden Revolution'? (Choose the correct alternative)</p> <p>(a) Increase in the income of the farmers. (b) Increase in production of milk and related products. (c) Increase in production and exports of fruits and vegetables. (d) Employment for women in rural areas.</p> <p><b>Ans. (b) Increase in production of milk and related products.</b></p>	1																				
23.	<p>From the set of the events given in Column-I and the corresponding year in Column-II, choose the <b>incorrect pair</b>:</p> <table border="1"><thead><tr><th></th><th>Column- I</th><th></th><th>Column- II</th></tr></thead><tbody><tr><td>A.</td><td>Introduction of railways in India</td><td>(i)</td><td>1850</td></tr><tr><td>B.</td><td>Incorporation of TISCO</td><td>(ii)</td><td>1807</td></tr><tr><td>C.</td><td>First Official Census of India</td><td>(iii)</td><td>1881</td></tr><tr><td>D.</td><td>Opening of Suez Canal</td><td>(iv)</td><td>1869</td></tr></tbody></table> <p><b>Alternatives:</b> (a) A - (i) (b) B - (ii) (c) C - (iii) (d) D - (iv)</p> <p><b>Ans. (b) B-(ii)</b></p>		Column- I		Column- II	A.	Introduction of railways in India	(i)	1850	B.	Incorporation of TISCO	(ii)	1807	C.	First Official Census of India	(iii)	1881	D.	Opening of Suez Canal	(iv)	1869	1
	Column- I		Column- II																			
A.	Introduction of railways in India	(i)	1850																			
B.	Incorporation of TISCO	(ii)	1807																			
C.	First Official Census of India	(iii)	1881																			
D.	Opening of Suez Canal	(iv)	1869																			
24. (A)	<p>China initiated _____ in 1958, that aimed at industrializing the country on a massive scale. (Fill up the blank with correct alternative)</p> <p>(a) The Great Proletarian Cultural Revolution (b) Setting up of Special Economic Zones (c) Introduction of Economic Reforms (d) The Great Leap Forward Campaign</p> <p><b>Ans. (d) The Great Leap Forward Campaign.</b></p> <p><b>OR</b></p> <p>(B) _____ acts as a measure of 'the extent of democratic participation in social and political decision-making.' (Fill up the blank with correct alternative)</p> <p>(a) Human Development Index (b) Liberty Indicator (c) Economic Growth (d) Poverty Index</p> <p><b>Ans. (b) Liberty Indicator</b></p>	1																				
25.	<p>In an economy, when the rate of resource extraction is lower than the rate of regeneration of the resource, the environment may operate _____ (Fill up the blank with correct alternative)</p> <p>(a) within its carrying capacity (b) beyond its absorptive capacity. (c) beyond its carrying capacity (d) beyond its aesthetic capacity.</p> <p><b>Ans. (a) within its carrying capacity.</b></p>	1																				

26.	<p>Read the following statements carefully:</p> <p><b>Statement 1:</b> Amongst India, China and Pakistan, China is the largest nation and has the highest population density.</p> <p><b>Statement 2:</b> One-child policy introduced in the late 1970s in China led to a considerable decline in the population growth rate.</p> <p>In the light of the given statements, choose the correct alternative from the following:</p> <p>(a) Statement 1 is true and Statement 2 is false.  (b) Statement 1 is false and Statement 2 is true.  (c) Both Statements 1 and 2 are true.  (d) Both Statements 1 and 2 are false.</p> <p><b>Ans. (b) Statement 1 is false and Statement 2 is true.</b></p>	1												
27.	<p>On the basis of the data given below, identify the <b>incorrect</b> statement in terms of annual growth of GDP (%):  (Choose the correct alternative)</p> <p><b>Annual Growth of Gross Domestic Product (%), 1980-2017</b></p> <table border="1" data-bbox="435 716 1182 889"> <thead> <tr> <th>Country</th><th>1980-90</th><th>2015-17</th></tr> </thead> <tbody> <tr> <td>India</td><td>5.7</td><td>7.3</td></tr> <tr> <td>China</td><td>10.3</td><td>6.8</td></tr> <tr> <td>Pakistan</td><td>6.3</td><td>5.3</td></tr> </tbody> </table> <p>Source: Key Indicators for Asia and Pacific 2016. Asian Development Bank. Philippines: World Development Indicators 2018</p> <p><b>Alternatives:</b></p> <p>(a) China was able to maintain near double-digit growth during the 1980s.  (b) Pakistan was ahead of India during 1980-2017.  (c) India experienced a rapid rise in Gross Domestic Product during 2015-17  (d) Both China and Pakistan experienced a decline in growth rate during 2015-17.</p> <p><b>Ans. (b) Pakistan was ahead of India during 1980 – 2017.</b></p>	Country	1980-90	2015-17	India	5.7	7.3	China	10.3	6.8	Pakistan	6.3	5.3	1
Country	1980-90	2015-17												
India	5.7	7.3												
China	10.3	6.8												
Pakistan	6.3	5.3												
28.	<p>"Serious concerns over the climate change is taking over the attention of the world."</p>  <p>In the light of the above statement and image, discuss any two strategies to tackle this global concern of Environmental degradation.</p> <p><b>Ans. In order to tackle the problem of environmental degradation, following strategies are highlighted in the given image:</b></p> <ul style="list-style-type: none"> <li>• <b>Use of wind energy:</b> In areas where speed of wind is usually high, windmills can be used to generate electricity without any adverse impact on the environment.</li> <li>• <b>Use of solar energy:</b> With the help of photovoltaic cells/solar panels, solar energy can be converted into electricity. This technology is extremely useful for remote areas and is free from pollution.</li> </ul> <p>(Any other valid strategy to be allotted marks)</p>	<p>1 ½</p> <p>1 ½</p> <p>3</p>												

<div>29.</div> <div>(a)</div>	<div>“Recently the Government of India has taken numerous steps towards increasing the farmer's income through agricultural diversification.”</div> <div>In light of the above statement, explain any two advantages of diversification in agriculture.</div> <div>Ans.</div> <div>Agricultural Diversification helps in increasing farmers’ income as:</div> <div><div><div>• There is a greater risk in depending exclusively on farming for livelihood. Diversification reduces the risk from the agriculture sector. It also provides sustainable livelihood options to the rural people.</div><div>• Expansion into other sectors provides supplementary gainful employment during the off season period.</div></div><div>(Any other valid advantage to be allotted marks)</div><div>OR</div></div> <div><div>(b)</div><div>“Active Government intervention is essential in education and health sectors in India.”</div><div>Do you agree with the given statement? Give reasons in support of your answer.</div><div>Ans. Yes. Government intervention is essential in education and health care services as it creates both private and social benefits. Expenditure on education and health make substantial long-term impacts. Since, such impacts cannot be easily reversed the government intervention becomes essential.</div><div>(To be marked as a whole)</div><div>(Any other valid reason to be allotted marks)</div></div>	<div>1 ½</div> <div>1 ½</div> <div>3</div> <div>3</div>																																																
<div>30.</div>	<div>Discuss any two merits and demerits of the Green Revolution in the agricultural sector in the Indian Economy.</div> <div>Ans.</div> <div>Merits of Green Revolution:</div> <div><div>• Green revolution enabled India to achieve self-sufficiency in foodgrains. This led to the creation of buffer stocks in India.</div><div>• The farmers’ income increased substantially due to increase in marketed surplus.</div></div> <div>Demerits of Green Revolution:</div> <div><div>• As the HYV technology was easily accessible to big farmers, it increased the disparities of income between big and small farmers.</div><div>• The HYV crops were more prone to pest attacks.</div></div> <div>(any other valid argument/explanation to be allotted marks accordingly)</div>	<div>1</div> <div>1</div> <div>1</div> <div>1</div> <div>4</div>																																																
<div>31.</div>	<div>On the basis of the given data:</div> <div>Some Selected Indicators of Human Development, 2017-2019</div> <table><tr><th>Item</th><th>India</th><th>China</th><th>Pakistan</th></tr><tr><td>Human Development Index (Value)</td><td>0.645</td><td>0.761</td><td>0.557</td></tr><tr><td>Rank (based on HDI)</td><td>130</td><td>87</td><td>154</td></tr><tr><td>Life Expectancy at Birth (years)</td><td>69.7</td><td>76.9</td><td>67.3</td></tr><tr><td>Mean years of Schooling (% aged 15 and above)</td><td>6.5</td><td>8.1</td><td>5.2</td></tr><tr><td>Gross National Income per capita (PPP US\$)</td><td>6,681</td><td>16,057</td><td>5,005</td></tr><tr><td>Percentage of People living Below Poverty Line (National)</td><td>21.9*</td><td>1.7**</td><td>24.3*</td></tr><tr><td>Infant Mortality Rate (per 1000 live births)</td><td>29.9</td><td>7.4</td><td>57.2</td></tr><tr><td>Maternal Mortality Rate (per 1 lakh births)</td><td>133</td><td>29</td><td>140</td></tr><tr><td>Population using at least basic Sanitation (%)</td><td>60</td><td>75</td><td>60</td></tr><tr><td>Population using at least basic drinking Water Source (%)</td><td>93</td><td>96</td><td>91</td></tr><tr><td>Percentage of Undernourished Children</td><td>37.9</td><td>8.1</td><td>37.6</td></tr></table> <div>Note: * for the year 2011; for the years 2015.</div> <div>Sources: Human Development Report 2019 and 2020.</div>	Item	India	China	Pakistan	Human Development Index (Value)	0.645	0.761	0.557	Rank (based on HDI)	130	87	154	Life Expectancy at Birth (years)	69.7	76.9	67.3	Mean years of Schooling (% aged 15 and above)	6.5	8.1	5.2	Gross National Income per capita (PPP US\$)	6,681	16,057	5,005	Percentage of People living Below Poverty Line (National)	21.9*	1.7**	24.3*	Infant Mortality Rate (per 1000 live births)	29.9	7.4	57.2	Maternal Mortality Rate (per 1 lakh births)	133	29	140	Population using at least basic Sanitation (%)	60	75	60	Population using at least basic drinking Water Source (%)	93	96	91	Percentage of Undernourished Children	37.9	8.1	37.6	
Item	India	China	Pakistan																																															
Human Development Index (Value)	0.645	0.761	0.557																																															
Rank (based on HDI)	130	87	154																																															
Life Expectancy at Birth (years)	69.7	76.9	67.3																																															
Mean years of Schooling (% aged 15 and above)	6.5	8.1	5.2																																															
Gross National Income per capita (PPP US\$)	6,681	16,057	5,005																																															
Percentage of People living Below Poverty Line (National)	21.9*	1.7**	24.3*																																															
Infant Mortality Rate (per 1000 live births)	29.9	7.4	57.2																																															
Maternal Mortality Rate (per 1 lakh births)	133	29	140																																															
Population using at least basic Sanitation (%)	60	75	60																																															
Population using at least basic drinking Water Source (%)	93	96	91																																															
Percentage of Undernourished Children	37.9	8.1	37.6																																															

<p>(i)</p> <p>(ii)</p>	<p>Identify one income indicator and one health indicator, each.  <b>Ans. Income indicator – Gross National Income per Capita (PPP US\$)</b>  <b>Health indicator – Maternal Mortality Rate (per 1 lakh births)</b></p> <p>Compare India and China on the basis of any one of the indicator identified above in part (i).  <b>Ans. Maternal Mortality Rate is very high in India as compared to China. For every 1 lakh births 29 women lose their lives in China, whereas this figure stands at 133 for India.</b></p>	<p>1</p> <p>1</p> <p>2</p> <p>4</p>
<p>32.</p> <p>(a)</p> <p>(b)</p>	<p>"Expenditure on <b>On-the-job training</b> is an important means of human capital formation in an economy."  Give valid reasons to justify the given statement.  <b>Ans. On-the-job training has become an integral part of work environment in the recent times as it adds to the productive capacity of employees. Firms encourage such trainings, as the benefits outweighs the cost of these trainings. It enables employees to adapt newer technologies and modern ideas and is an important source of human capital formation.</b>  <b>(To be marked as whole)</b></p> <p style="text-align: center;"><b>OR</b></p> <p>"Organic Farming is the need of the hour to promote sustainable development but, has its own limitations."  Elaborate any two advantages and limitations each of organic farming in the light of the above statement.  <b>Ans. Advantages of Organic farming are:</b></p> <ul style="list-style-type: none"> <li>• <b>Organic farming is the system of farming that relies upon the use of organic inputs for cultivation such as animal manures and composts. It is chemical free which helps in soil conservation.</b></li> <li>• <b>Organic produce has more nutritional value than chemical farming.</b></li> </ul> <p><b>Limitations of organic farming are as follows:</b></p> <ul style="list-style-type: none"> <li>• <b>Yields from organic farming are lesser than the modern agricultural farming. Therefore, small and marginal farmers may find it difficult to adapt to large scale production.</b></li> <li>• <b>Produce from organic farming generally has a shorter shelf life than sprayed produce.</b></li> </ul> <p style="text-align: right;"><b>(Any other valid point to be allotted marks)</b></p>	<p>4</p> <p>1</p> <p>1</p> <p>1</p> <p>1</p> <p>4</p>
<p>33.</p> <p>(a) (i)</p> <p>(ii)</p>	<p>Define Worker Population Ratio. Discuss its usefulness.  <b>Ans. Worker Population Ratio (WPR) is defined as the total number of workers in a country divided by population. It is represented in percentage.</b>  <b>Worker Population Ratio is an indicator which is used for analysing the employment situation in the country. This ratio is useful in knowing the proportion of population that is actively contributing to the production of goods and services of a country. Higher the worker population ratio, higher the engagement of people in economic activities and vice versa.</b></p> <p>‘Mr. Rishi, after completing his education, has joined his family business but his marginal productivity is zero’.  Comment upon the employment status of Mr. Rishi. Give valid reasons in support of your answer.</p>	<p>1</p> <p>2</p>

<p>(b) (i)</p> <p>(ii)</p>	<p><b>Ans. Mr. Rishi cannot be considered as an employed person as he is disguisedly unemployed. Disguised unemployment refers to a situation when the person seems to be employed but is not contributing to the output i.e., his marginal productivity is zero.</b> (To be marked as a whole)</p> <p style="text-align: center;"><b>OR</b></p> <p>“Kavya works on her family farm and is neither paid in cash nor in the form of grains.” Can she be categorized as a worker? Give valid reasons in support of your answer. <b>Ans. Women, like Kavya, carry out household tasks like cooking, fetching water and fuelwood and participate in farm labour. They are not paid wages in cash or in kind. For this reason, women like Kavya are not categorized as workers.</b> (To be marked as a whole)</p> <p>“In the late 1990's India experienced a widening gap between the growth of GDP and employment generation". Discuss. <b>Ans. After the introduction of economic reforms, in the late 1990s, Indian economy experienced a rapid rise in the GDP growth rate. However, employment growth started declining, in spite of rising GDP i.e., India started experiencing the problem of Jobless Growth. Where she was able to produce more goods and services without corresponding rise in the employment in the economy.</b> (To be marked as a whole)</p>	<p>3</p> <p>3</p> <p>3</p> <p>6</p>
<p>34.</p>	<p>Read the following text carefully and answer the given questions on the basis of the same and common understanding.</p> <p>The stabilisation and structural adjustment measures, initiated under the 1991 “Economic Reforms” mark a watershed moment in India’s economic policies. For almost three decades since independence, India’s development strategy and economic policies were guided by the objectives of accelerating the growth of output and employment with social justice and equity.</p> <p>Ever since the 1970’s, it was realised that many of the regulations on economic activities have outlived their usefulness and were in fact hampering economic growth and development. In response to this, the government initiated some milder liberalisation reforms for almost a decade since the early 1980’s.</p> <p>However, the Indian economy soon had to face the Gulf crisis and consequently:</p> <ul style="list-style-type: none"> <li>(i) The uncertainties about the oil prices;</li> <li>(ii) The external payment problems;</li> <li>(iii) The serious inflationary pressures;</li> <li>(iv) The scarcities of essential commodities;</li> <li>(v) The deterioration of fiscal discipline, etc. These led to the Indian economy on the verge of Economic crisis.</li> </ul> <p>In response to this emerging crisis, the Government initiated a set of stabilisation and structural reforms like:</p> <ul style="list-style-type: none"> <li>(i) Reduction in fiscal deficit;</li> <li>(ii) Containment of growth in money supply;</li> <li>(iii) An exchange rate adjustment system etc.</li> </ul> <p>The key objective of stabilisation policy was to bring the growth of aggregate demand in line with long term growth path of the economy.</p>	

	<p>In conjunction, the structural adjustment measures like;</p> <ul style="list-style-type: none"> <li>(i) industrial delicensing</li> <li>(ii) liberalisation of policy regime governing international trade</li> <li>(iii) deregulation of financial sector</li> </ul> <p>Were taken to improve the supply side of the economy. This shifted the long-term growth path of the economy itself completely. (Adapted and modified)</p> <p><b>Source:</b>  <a href="https://niti.gov.in/planningcommission.gov.in/docs/reports/genrep/arep9099/at94-95.htm">https://niti.gov.in/planningcommission.gov.in/docs/reports/genrep/arep9099/at94-95.htm</a></p>	
(a)	<p>Briefly outline any two reasons for the initiation of Economic Reforms in 1991.</p> <p><b>Ans.</b>  <b>Two reasons for the initiation of economic reforms were:</b></p> <ul style="list-style-type: none"> <li>• <b>High inflationary pressure</b></li> <li>• <b>Mounting fiscal deficit</b></li> </ul> <p style="text-align: right;">(Any other valid point to be allotted marks)</p>	<p>1 1</p>
(b)	<p>Government introduced a set of stabilisation and structural reforms to solve the economic crisis. State the key initiatives and objectives of these policies adopted by the Government of India.</p> <p><b>Ans. In response to the economic crisis, Government of India initiated a set of:</b></p> <ul style="list-style-type: none"> <li>• <b>Stabilization measures like reduction in fiscal deficit, containment of growth in money supply etc.</b></li> <li>• <b>Structural reforms such as industrial delicensing, deregulation of financial sector etc.</b></li> </ul> <p><b>The key objective of such policies was to bring the growth of aggregate demand in line with long term growth path of the economy.</b></p> <p style="text-align: right;">(To be marked as a whole)</p>	<p>4</p>
		6