

# Animal World

Look at the picture:



## ACTIVITIES

### 1. Let's talk:

- What are the names of these animals?
- Have you seen any of these animals before?
- Where do you think they live?
- Have you seen any of these animals in your house?
- What animals have you seen at home or outside your home?
- Have you ever helped any animal? If yes, say how.

### 2. The picture that you saw is the picture of a jungle. Listen to this:

Many animals live together in a jungle. A large number of trees also grow here. Tall trees and short trees grow closely together. Animals in a jungle can move about freely. We see most of these animals in a zoo and not in our homes.

### Let's talk to learn more about these animals:

- The lion has a thick **mane**.



- The elephant has a **trunk**.



- The rhino has a **horn**.



- The giraffe has a long **neck**.



- A crocodile has a long **tail**.



### 3. Work in groups. Look at the lion and find if it has a nose. Now, look at the elephant. Find its nose. Tell others in the class what you found.

**Listen to these sentences :**

A monkey has a nose too.

The monkey can sit on a branch of a tree.

It can also swing on a branch of a tree.



4. Animals like to eat different things. Do you know what will happen if they don't eat? Let's talk to find out what these animals like to eat. Match the animal with the food it likes to eat:



5. Circle the pictures with names that start with the letter "L":



6. Let's talk:

- Can you name the animal that has a long neck?
- Which animal has big ears?
- Which animal has a horn?
- Does the lion have a tail?

7. Where have you seen these animals?



This is a cat.



This is a rat.



This is a dog.



This is a rabbit.

8. Let's say rhyming words with 'rat':



rat



cat



bat



mat




hat

Now, try to say the rhyming words very fast.



9. Let's listen and enjoy the story:

## The Lion and the Mouse



One day a lion was sleeping under an olive tree in a jungle. A mouse was moving here and there for food. The mouse did not see the lion. It suddenly jumped on the lion. The lion wanted to kill the mouse. The lion lifted its paw.

"Please don't kill me. I did not mean to hurt you", the mouse squeaked. The lion thought, "This small animal cannot do me any harm. I will let it go." The lion smiled and let the mouse go.

"Oh! Thank you so much. I will help you some day", said the mouse. "Ha ha ha ha ha", laughed the lion loudly. He said "Are you sure you can help me?" "I don't know", said the mouse. "But I will surely try."

A few days later, the lion fell into a trap. Someone had caught him in a net. The lion roared, "Grrr, grrr." He roared louder and louder. No one came near the lion. Suddenly, the lion heard a squeak. "Squeak, squeak, squeak", it was the mouse. The mouse started nibbling at the ropes of the net.

"Thank you, little mouse. I am happy that I helped you one day. Let's become friends. We need each other." The lion and the mouse became friends from that time.

10. Let's talk :

- a) Who was sleeping in the jungle?
- b) Who was moving here and there?
- c) Why did the lion want to kill the mouse?
- d) Who fell into a trap?
- e) How did the mouse help the lion?

11. Let's listen and repeat :



an **O**live



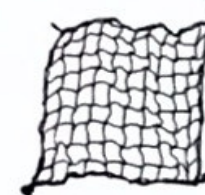
a **l**ion



a **m**ouse



a **j**ungle



a **n**et



a **r**ope

12. Match the pictures with the letters by drawing lines:



L

G



J

O



N

M



D

C



S

F



13. Look at the pictures and let's say the letters and their sounds:

M m	man
mouse	monkey

N n	net
nest	nurse

L l	leaf
lamp	lion

J j	jug
jacket	jeep

O o	omelette
octopus	olive

R r	river
rope	rhino



#### 14. Let's play with rhymes:



me	see
man	pan
fan	van
can	ran

Can you think of some more rhyming words?

sun .....

he .....

three .....













#### 15. Say the words. Circle the picture in each row that rhymes with the first picture in the row:

 man	 dog	 pan	 cock
 three	 hen	 tree	 pencil
 cat	 bat	 watch	 fan

#### 16. Match the capital letters with the small letters:



#### 17. Let's revise:

 a monkey	 m	 a nest	 n	 an olive	 o
 a pigeon	 p	 a quill	 q	 a river	 r

18. Let's try to rearrange the pictures from what you understood from the story:



19. Let's listen carefully:

Pompy has a garden in her house. There are beautiful flowers in her garden. Sometimes small animals come to her garden. There are red, pink, white and yellow flowers all around.

20. Let's recite:

## Red Roses

Red roses, red roses  
Roses everywhere  
Pink roses, white roses  
Dancing in the air.




The teacher will first recite or sing the rhyme.

She/He will then help the learners recite or sing it, first in chorus and then individually.



**21. Let's learn names of flowers:**



**22. Let's listen and repeat:**

- The rose is red.
- The leaf is green.
- The sunflower is yellow.
- The jasmine is white.




**23. Match the colours with the flowers:**


lotus	red
sunflower	white
rose	pink
jasmine	yellow

**24. Write:**

S	T	U	V
s	t	u	v



W	X	Y	Z
w	x	y	z



25. Let's colour the flower:



26. Match the picture with the letter by drawing lines:



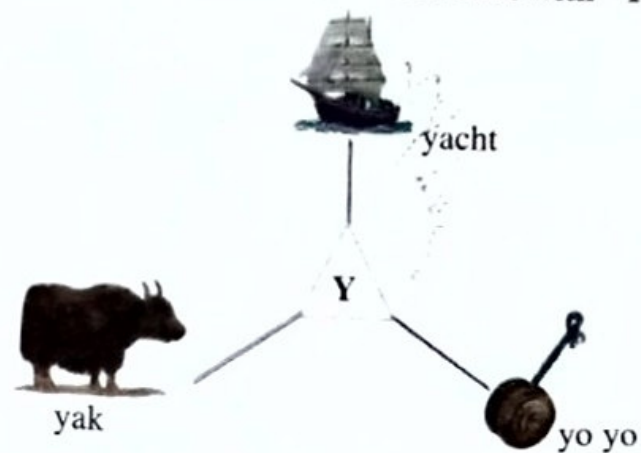
"h"

"r"

"d"

"l"

27. Let's name a few things which start with "Y":



28. Circle the letter "y" in the words:

yellow      May      January      yak

29. Look at the picture, listen and repeat:

I am a poached egg.

I am yummy.



This is my yolk.

My yolk is yellow.



## Lesson 3

### For the Teacher

This lesson is a good opportunity for introducing learners to different language skills. The picture at the beginning of this lesson exposes learners to the animal world.

#### Enhancing speaking

The teachers will ask a number of questions related to this picture. In the process, learners will be able to identify animals and their special features and learn their names viz – mane, trunk, horn, tail, neck, etc. Teachers may extend this activity by asking them questions about other animals in the jungle or in the zoo. Teachers will also help learners to differentiate between domestic and wild animals.

#### Storytelling

"The Lion and the Mouse" is an interesting input for developing listening ability in learners. The teacher will tell the story with correct pronunciation, voice modulation, gestures and proper stress and intonation. The teacher will then encourage learners to recall and retell the story in simple sentences and also respond to comprehension questions in the Activity that follows.

In Activity 18, the teacher will help learners write 1,2,3,4 and 5 in the boxes according to proper sequence of the story. Learners will be encouraged to identify new words and associate them with pictures.

#### Whyuse time

Teachers will help learners to say and repeat rhyming words. Teachers will also produce beginning sounds in words like – LION, MOUSE, NET and JUNGLE and learners will repeat them. The teacher will recite the poem 'Red Roses' in rhythm and correct pronunciation, which the learners will repeat, first collectively and then individually.

#### Pair work

Learners will be arranged into pairs for performing activities and the teachers will help them to match letters with pictures correctly.

#### Names and colours of flowers

Teachers will help learners to identify different types of flowers and their colours. The letter 'Y' will be taught through words like "YAK", "YACHT" and "YO YO".

Strokes for writing the alphabet will continue and teachers will help learners to find the letters like...M,N,O,P,Q,R...and their sounds in different words.

#### Learning outcomes: The learner-

1. names familiar objects seen in the picture
2. responds orally to comprehension questions related to stories/poems
3. identifies characters and sequence of a story and asks questions about the story
4. recognizes letters and their sounds in context
5. differentiates between small and capital letters in print
6. associates words with pictures
7. recites poems/rhymes with actions
8. listens to English words, greetings, polite forms of expression, simple sentences and responds in English, home language or sign language

\*\*\*\*\*