

## Chapter 4 Time

---

### Activity 1 (Text Book Page No. 28):


Look at the position of the hour hand and write the time in the given box.

Question 1.



Answer:  
3'0 clock

Question 2.



Answer:  
8'0 clock

Question 3.



Answer:  
9'0 clock

Question 4.



Answer:  
4'0 clock

Question 5.



Answer:  
2'0 clock

Activity 2 (Text Book Page No. 29):

Draw the hands in the following clocks to show the given time.

Question 1.



11'o clock

Answer:



11'o clock

Question 2.



1'o clock

Answer:



1'o clock

Question 3.



5'o clock

Answer:



5'o clock

Question 4.



7'o clock

Answer:



7'o clock

Question 5.



6'o clock





















Answer:























6'o clock

**Activity 3 (Text Book Page No. 29):**

**Tick the clock which shows the time mentioned below.**

|  |              |  |   |  |
|--|--------------|--|---|--|
|   | 1 Hour later |   |   |   |
|   | 2 Hour later |   |   |   |
|   | 1 Hour later |   |   |   |
|   | 2 Hour later |   |   |   |
|  | 3 Hour later |  |  |  |

Answer:

|   |                          |   |   |   |
|---|--------------------------|---|---|---|
|  | 1 மணி கழித்து            |  |  |  |
|  | 2 மணிகள் கழித்து         |  |  |  |
|  | 1 மணி நேரத்திற்கு முன்பு |  |  |  |
|  | 2 மணி நேரத்திற்கு முன்பு |  |  |  |
|  | 3 மணிகள் கழித்து         |  |  |  |