

UNIT - 3

A VISIT TO UNCLE'S HOUSE

I. Look at the picture and answer the questions given below.



1. What do you see in the picture?
2. Where does the bus go?
3. Where are the boy and his father going?
4. How can we keep ourselves safe in crowded places?



II.A. Look at the picture and answer the question given below.



B. Your teacher will tell you about the boy and his visit to his uncle's house. Listen carefully and answer the following questions. (Note : Listening text is in Appendix-1)

1. Why is Siddu going to Hyderabad?
2. Should Siddu tell his teacher that he is not coming to school? Why?



III. Read the following.

A visit to uncle's house

Siddu is excited.

He is going to his uncle's house
with his father.

They are going to the bus stand in
a cart.



Now, they are in a bus.

Why do you think Siddu is excited?



Whoo...

... sh ... sh ... sh !

Suddenly, the tyre bursts.

The bus stops.

Siddu is sad.



What sound did the tyre produce?

What made Siddu sad?

What will Siddu and his father do now?

People come out of the bus.


Siddu : How shall we go to Hyderabad, Nanna?

Siddu's father : Wait and see.

Siddu is impatient.

They see a jeep coming. It stops in front of them. Siddu and his father get into it.

“Dr... Dru...rrrr...”



But it does not start. Siddu and his father get down. Siddu is upset. They see a bus coming. It stops in front of them. They get into it. It moves. Siddu is relieved.

Soon Siddu sees tall buildings, busy shops, many buses and autos. Siddu is nervous.



Siddu : Is this Hyderabad, Nanna?

Father: Yes, Siddu.


Soon the bus stops. Passengers start getting out of the bus.



Siddu : Nanna, how far is my uncle's house?

Father : Not very far.

They walk a few steps to reach his uncle's house. Uncle and aunt greet them and take them inside. There are puppies in a corner. Siddu runs to them and starts playing with them. Siddu is very happy.



IV. *Do the following.*

A. Answer the following questions.

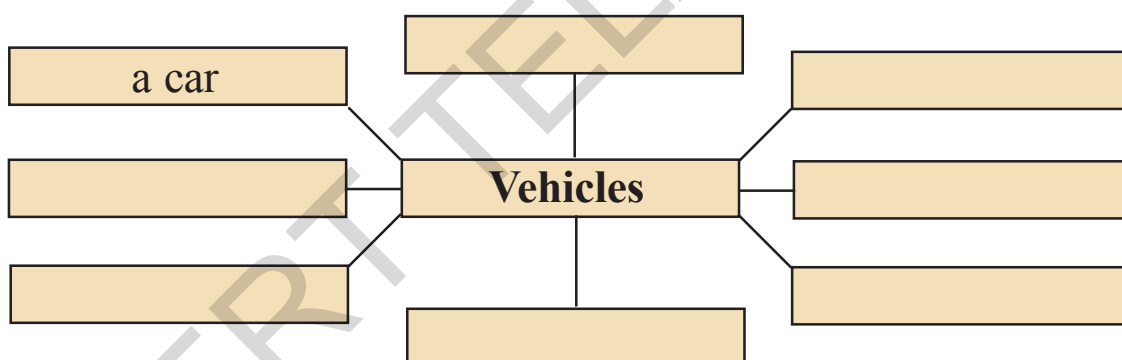
1. How did Siddu and his father reach the bus stop?
2. Why did the bus stop suddenly?
3. Was Siddu happy at his uncle's house? Why?
4. What feelings did Siddu have during his journey?
5. Name some feelings that you have felt and why?



B. Fill in each blank with the right answer from the bracket.

1. Siddu and his father reached the bus stand in _____. (a cart/an auto)
2. The passengers were getting into the _____. (bus/van)
3. Siddu was _____ to play with the puppies. (happy/sad)


C. Siddu and his father are standing on the road. They see many vehicles on the road. Name them. One is done for you.



D. Name the vehicles which Siddu travelled by to reach his uncle's house.




E. Look at the vehicles in the picture and write the names of the places (air, water and road) where you generally see them.



S. No.	Name of the vehicle	Travels in air/on water/ on road
1.	boat	travels on water

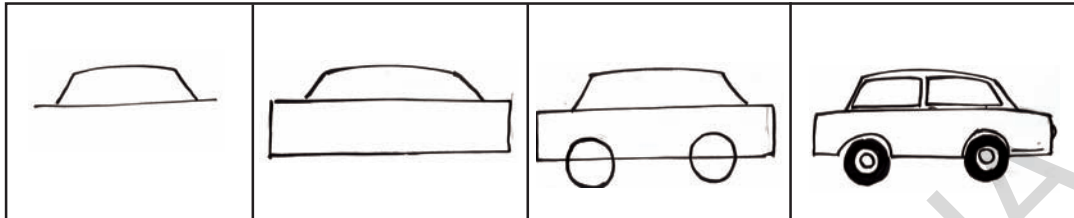
F1. Draw the missing parts of the bus and colour the bus.



Talk to your friends about the bus.



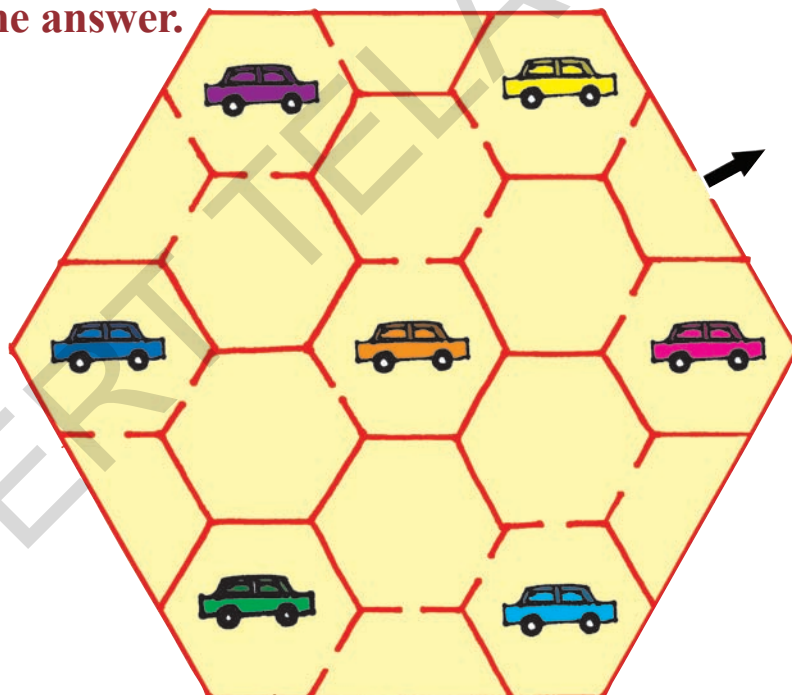
2. Draw a car with the help of the steps given below.
Colour your car and name it.



This is my _____

Talk to your friends about your car.

- G. Look at the picture and find out how many cars can manage to come out from the maze. Draw lines to find out the answer.



Now answer the following questions.

1. How many cars are there in the maze?
2. How many cars can come out?
3. Which car comes out last?



V. *Sing , dance and add lines.*

All day long...

The wheels on the bus go round and round,
Round and round, the wheels on the bus.

The wheels on the bus go round and round,
Round and round all day long.

The engine on the train goes chuk, chuk, chuk,
Chuk, chuk, chuk, the engine on the train.

The engine on the train goes chuk, chuk, chuk,
Chuk, chuk, chuk all day long.




Now add lines...

The horn on the car goes peep, peep, peep,

_____ all day long.

The bell on the bicycle goes tring, tring, tring,

_____ all day long.



VI. *Story time.*

Talk about the pictures

