



Chapter

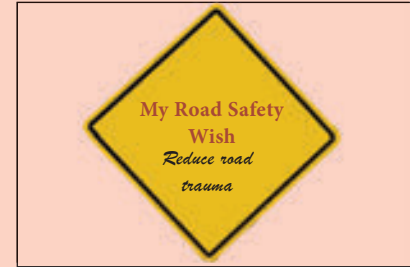
3

Road safety

Have Another Day



Warm up



- a. What does this image convey? What is this picture about? Discuss with your partner why we should follow rules.
- b. This is a very common scene in our country. What is the rule that is being violated? Is this safe?
- c. One road safety wish has been mentioned. Identify some more. Work in pairs and share your ideas with the class.



Reading

a. Read the following passage.

Whose fault?

1. A 20 - year - old BCA student met with an accident – his bike **rammed** a tractor parked on the roadside that had iron rods sticking out. It was dark and around midnight. Arjun did not see the rods. They pierced his eyes, severely injuring his brain. A passerby saw him lying on the road and informed the family.

2. Even today that telephone call is **vivid** in Arjun's father's mind. That call changed everything. Arjun was his only child. The family rushed to the hospital, where Arjun had been taken. Doctors told them that he was brain dead. Even though

his heart was beating and he was breathing, he was in fact dead. The precious life of a young man was lost!

3. Why did this happen, even after the government has banned vehicles from carrying rods, pipes or any protruding material beyond the body frame? The road transport ministry has deleted the provision in the Central Motor Vehicle Rules that allows **protrusions** up to one meter.

4. The Supreme Court had **sought** the centre's response in this regard, because thousands of motorists die every year in accidents caused by trucks parked **recklessly** on highways, many with iron rods protruding from their body frames. The Road Transport Ministry is trying its best to focus on the rule that the material

carried in a truck or **trailer** remains within the length of the vehicle or trailer. But truck drivers **seldom** follow the law. They do not follow the practice of fixing **blinkers** at the end point of protruding material to warn vehicles coming from behind.

5. Arjun still lives in 34 lives

Arjun's family bravely put its grief behind and came forward to give the gift of life to others. They asked the doctors to harvest their son's organs - a decision that would help save at least 34 people.

6. Arjun's heart valve, pancreas, cornea and at least 20 other organs were preserved for transplant, said doctors at AIIMS Trauma Centre where the organ **retrieval** was conducted; matching recipients were identified and the transplants carried out simultaneously.

7. Arjun's family has set an example and created an awareness about organ donation among the family members of brain dead persons. Many families are unable to understand or accept what brain death means. A senior forensic expert says, "Brain death means the irreversible loss of brain functions which has to be certified by a team of experts as per the law. Once a patient is declared brain dead, more than 37 different organs and tissues can be **harvested**, including the heart, liver, lung, kidney and pancreas among others."

8. AIIMS has reported a threefold increase in the number of such donations after Arjun's gift of life to 34 people. Arjun is physically not alive today, but he continues to live in those who have

received his organs. He has become a source of inspiration to many others who are coming forward to donate organs.

9. Experts say that more than 3000 patients die in India for want of organ donors. In India, there are just 0.08 organ donors per million people. The Director of Health Services, says a central body called National Organ and Tissue Transplant Organization (NOTTO) is being set up to increase the availability of organs from cadaver donors, build capacity for organ retrieval and transplantation and roll out post transplant services to recipients and living donors.

Long live Arjun!



Glossary

rammed (v)	- dashed violently against
vivid (adj.)	- clear
protrusions (n)	- projections
sought (v)	- asked for
recklessly (adv.)	- carelessly
trailer (n)	- the long rear section of a lorry or trunk, in which goods are carried
seldom (adv.)	- not often , rarely
blinkers (n)	- a device for flashing light signals
retrieval (n)	- the process of getting something back from somewhere
harvested (v)	- to remove an organ from a person for transplant



b. On the basis of your reading of the passage, answer the following.

1. How did Arjun meet with an accident?
2. What was the cause of the accident?
3. What happened to Arjun in the accident?
4. Which rule was violated in this case?
5. How can drivers carrying protruding materials in their vehicles prevent accidents?

c. Fill in the blanks with appropriate words from the passage.

1. Arjun's family kept aside their and came forward to give the of life to others.
2. Arjun's organ was conducted by
3. The loss of brain functions, by a team of experts is called
4. Arjun has become a source of for many others who are now coming forward for

5. To the of organs from donors, a central body called is being set up.

d. Find words from the passage which mean the same as the following.

1. a person walking by (para 1)
2. a multi-lane, high speed connecting road (para 4)
3. transparent outer layer of the eye (para 6)
4. great distress (para 6)
5. a corpse of a human to be dissected (para 9)

e. Complete the following statements taking clues from the passage.

1. is still vivid in Arjun's father's mind.
2. The government has banned beyond the body frame.
3. In India, many people die because of

f. Read the following poem carefully.

Somebody's Mother

- Mary Dow Brine

The woman was old and **ragged** and gray
And bent with the chill of the Winter's day.

The street was wet with a recent snow
And the woman's feet were aged and slow.

She stood at the crossing and waited long,
Alone, uncared for, amid the **throng**

Of human beings who passed her by
Nor **heeded** the glance of her anxious eyes.

Down the street, with laughter and shout,
Glad in the freedom of "school let out,"

Came the boys like a flock of sheep,
Hailing the snow piled white and deep.

Past the woman so old and gray
Hastened the children on their way.

Nor offered a helping hand to her—
So **meek**, so timid, afraid to stir

Lest the carriage wheels or the horses' feet
Should crowd her down in the slippery street.

At last came one of the merry troop,
The gayest **laddie** of all the group;

He paused beside her and whispered low,
"I'll help you cross, if you wish to go."

Her aged hand on his strong young arm
She placed, and so, without hurt or harm,

He guided the trembling feet along,
Proud that his own were firm and strong.

Then back again to his friends he went,
His young heart happy and well content.

"She's somebody's mother, boys, you know,
For all she's aged and poor and slow,

And I hope some fellow will lend a hand
To help my mother, you understand,

If ever she's poor and old and gray,
When her own dear boy is far away."

And "somebody's mother" bowed low her head
In her home that night, and the prayer she said

Was "God be kind to the noble boy,
Who is somebody's son, and pride and joy!"



Glossary

ragged (adj.)	- worn out
throng (n)	- dense crowd
heeded (v)	- pay attention to
hailing (v)	- praising
meek (adj.)	- gentle
lest (conj.)	- in case
laddie (n)	- a boy



g. On the basis of your understanding of the poem, complete the sentences given below.

1. An old woman was _____ near a school.
2. The road was wet _____.
3. Many people went past but no one _____.
4. The merry troop of the boys is compared to _____.
5. One of the boys noticed the woman who was _____, _____ and _____.
6. He helped her to _____.
7. Later he explained to his friends that one day his own mother _____.
8. That night the woman prayed to God _____, who is somebody's son.
9. Pick out a few adjectives from the poem which are closely associated with the word 'happiness'.
10. Pick out any two pairs of rhyming words from the poem.



Language Study

IDIOMS

We have learnt about idioms in Class XI. Now, let us look at some more idioms associated with Roads and Paths.

1. Blaze a trail – be the first to take a certain approach
2. Fast track – a quick way to accomplish or manage something
3. On the beaten path – frequented or well known path
4. One track mind – having a narrow focus
5. End of the road – conclusion or outcome

a. Match the idioms given below with their meaning.

- | | |
|------------------|---|
| 1 Road hog | - lose focus |
| 2 Get off track | - something ethical or noble |
| 3 On the trail | - starting to achieve something |
| 4 High road | - a driver who does not allow other motorists to pass |
| 5 On the road to | - seeking someone or something |

b. Link the sentences with the idioms given in the box .

paper trail all roads lead to Rome road show pit stop on the right track



1. Many methods will produce the same result.
2. A theatrical performance given by a troupe on tour
3. Documents from which a person's action may be traced
4. A brief rest, especially during a journey
5. Doing something correctly or well



- 1 A place where a road is narrow or blocked - bottleneck
- 2 A place crowded and difficult to move around - congestion
- 3 Vehicles travelling in both directions using only one side of the road while the other side is under repair - contraflow
- 4 Many cars on the road that traffic cannot move - gridlock
- 5 Vehicles that are close together and moving very slowly - bumper to bumper

COMPOUND WORDS

There are some compound words that are commonly used, like.....

school zone	arterial road
dead end	ring road
low beam	cross road

a. Combine words to form compound words. The first one has been done for you.

express	round	lane
right	tyre	flat
way	road	turn
side	limit	speed
track	dead	plate
license	end	one
lot	parking	patrol
about		

e.g: Express lane



ACTIVE AND PASSIVE VOICE

a. Planning a road trip with your family

Given below are a few tips that Satish followed while taking a road trip with his family. Later he narrates this experience to his younger brother Sashi. Rewrite the tips in the paragraph using the passive voice. One has been done as an example.

1. Make a tentative schedule.
2. Make hotel reservations in advance, in places you are going to stay overnight.
3. Buy a road map of the area you are going to visit.
4. Choose good restaurants along the route.
5. Get a good night's sleep before you start the trip.

6. Wear comfortable clothing for the trip.
7. Avoid driving in the night.
8. Take a break every 90 minutes; get out and stretch and refresh yourself.

A road trip is very enjoyable, if we follow a few tips.

Let me tell you how my trip was planned. First, a tentative schedule _____. Hotel reservations _____ in advance, in places where I was going to stay overnight. A road map of the area I was going to visit _____. Good restaurants _____ along the route. Before I started the trip, I made sure that a good night's sleep _____. Comfortable clothing _____ for the trip. Driving in the night _____. A break _____ every 90 minutes, during which I got out and stretched myself before resuming the trip.

b. Complete the following news item by filling in the blanks using the correct form of the verb.

FIRST CHILDREN'S TRAFFIC PARK INAUGURATED IN COIMBATORE



The first ever children's traffic park in Tamil Nadu _____ (inaugurate) in Coimbatore yesterday. This effort _____ (take) up with a view to

impart knowledge about Traffic Rules and Regulations to children. The children's traffic park _____ (locate) in PRS grounds in Dr.Balasundaram Road, Coimbatore. A popular bike company _____ (offer) technical support to this children's traffic park.

After Coimbatore, a similar park _____ (set) in Chennai, in the near future. It _____ (locate) near Napier Bridge. It _____ (design) as a road set up, with traffic signals and signs and simulators which will help create awareness on road safety.

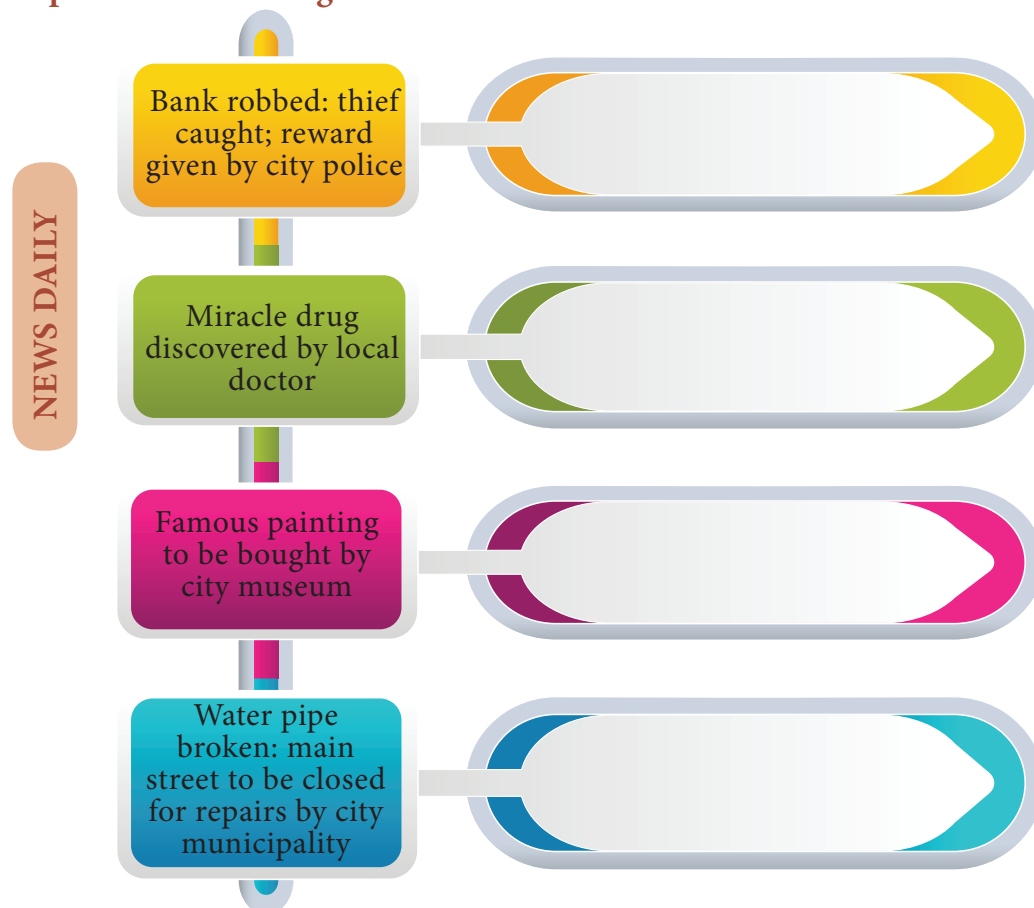
In Madurai, a special park for children with disability with specially designed equipment, wheelchair assisted play area and even a sensory garden _____ (construct) at a budget of ₹ 40 lakh. It _____ (inaugurate) earlier this month.

c. Change the voice in the following sentences which highlight safety rules.

1. Wear your seat belt.
2. Talking on the phone while driving should be avoided at all costs.
3. Avoid driving when you are sleepy or tired.
4. Maintain lanes while driving.
5. Do not skip red lights even if you don't see any oncoming traffic.
6. You should be aware of what's happening around you, while you are on the road.
7. Use walkways or subways while crossing the road.

8. Children should follow the rules of the road.
9. Allow pedestrians to cross the road.
10. Do not drink and drive.

d. Expand the following news headlines:



MODALS

a. Fill in the blanks with should, shouldn't, must, mustn't, have to, don't have to.

1. You _____ use the mobile phone, when you are driving.
2. You _____ stop at a zebra crossing if there are pedestrians.
3. You _____ smoke when you are driving.
4. You _____ slow down, when you come to a roundabout.
5. You _____ stop at a red light.
6. If you are riding a motorbike, you _____ wear a helmet.
7. You _____ respect all the traffic signals.
8. You _____ always wear your seat belt.
9. If you are driving a car, you _____ have the radio on all the time.
10. Children _____ be seated in special seats.

b. What do these traffic signs mean? Write a sentence using the modal verb given in the bracket.



(have to)



(must)



(can't)



(shouldn't)



(must)



(should)

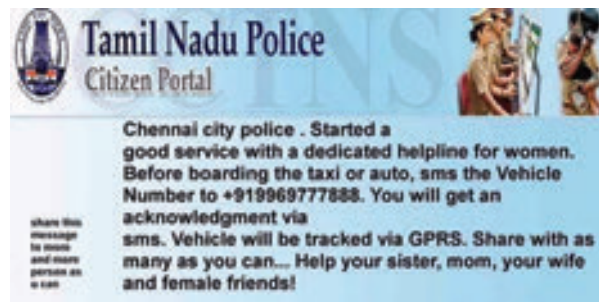


(can)



Listening

a. You received the handout given below, at your school gate.



As you went through the handout, you wondered about the tracking facility via GPRS and wished to know more about it. On reaching home, you discussed it with your uncle and this is what he said.

Listen to his briefing and complete the notes.

1. Expansion of GPRS _____
2. Established in _____
3. Transmitted across _____
4. Used _____
5. Allows _____ and
6. Tracks changes in _____
7. Enables us to avoid _____ by suggesting quickest roads to travel.
8. Complete the flow chart by choosing the phrases given below.



receives data
transmits signal

displays position
relays information



Speaking



PAPER PRESENTATION

Paper presentation is all about how you present your topic in front of an audience. Hence, the way you present the topic, the way you put across your points, presentation style and language are important.

Paper presentations must be dynamic, informative and enjoyable. Here are some guidelines to help you prepare for it.

1. Know the requirements: Know how long your presentation should be. Know how many points you have to cover. Check if you must include visuals.

2. Know your audience: Know the background of the audience – what they know and what they don't know about the topic that you are going to present. If it is your own classmates, you will know how to break your paper down and what to gloss over.

3. Create a script for your presentation: It is always good to have notes written down for what you plan to say. This way you will be able to remember everything that you want to say and you will sound like you are talking. You will also be able to make eye contact. Number your points to avoid getting mixed up.

4. Design visual aids to make your presentation better: You can use visual aids like slides, graphics, charts and bullet points to make your presentation more captivating.

5. Think in terms of conversation: You are going to address a human audience. So, it's okay to be repetitive. But make sure to emphasize important ideas.

6. Practise before you present: Practise as many times as you need to overcome nervousness. Welcome your audience and remember to thank them at the end of the presentation. Then open the floor for any questions and be prepared to answer them.

Below are some topics that can be used for paper presentations. Choose one of the topics and present a paper for about 3 to 5 minutes.

1. Challenges on the road
2. Infrastructure
3. Keep safe, stay alive.
4. Innovative measures to ease traffic.



Writing



NOTICE

You have learnt all about Notice Writing in Class XI. Let's work on some more notices.

1. Your pet dog named Jimmy has been missing from your home since yesterday. Write a notice in about 50 words to be put up at prominent points in your locality, giving details of your dog and offering a suitable reward to the finder.

2. You are an official of the Public Works Department of your state. Write a notice in about 50 words announcing diversions of roads planned for the proposed Metro Rail Project. Also mention the period of time and request for public co-operation.

SLOGANS


“Vande Mataram”

“Jai Hind”

You are all familiar with the above phrases. Do you know what they are? They are slogans. A slogan is a phrase or a sentence that expresses an idea or purpose effectively to persuade someone or the target group. Slogans are generally used in commercials, religious and political contexts.

To write effective slogans, follow the guide lines given.

- ❖ Use catchy words.
- ❖ Maintain rhyme / rhythm.
- ❖ Keep it short and simple.
- ❖ Make it clear and crisp.
- ❖ Consider the target group.



a. ‘Speed thrills but kills.’ This is a slogan on Road Safety. Complete some more slogans on your own. The first one has been done for you.

Be cautious, LIFE is precious.

1. _____ drive could be your _____ drive.
2. Be _____, accidents hurt.
3. Safety ever, accident _____.

4. Safety is everyone’s _____.

5. _____ or hell met?

b. Frame 5 slogans of your own to keep your surroundings clean.

PAMPHLET

The word pamphlet refers to a short piece of write-up containing information, such as product description, instructions, corporate information, events promotion or tourism guides and is used in the same way as leaflet, handouts and brochures.

They are often used to

- ❖ advertise an event.
- ❖ promote products.
- ❖ persuade people about a social, religious or political message.
- ❖ recruit members for organisation / factories.
- ❖ to canvas during an election campaign.

Note: The language used in a pamphlet is simple and straightforward. Meaningful phrases or simple sentences will make the pamphlet more effective.



An electric traffic light was developed in 1912 by Lester Wire, a police man in Salt Lake City, Utah, who used red - green lights. On 5th August 1914, the American Traffic Signal Company installed a traffic signal system on the corner of East 105th Street and Euclid Avenue in Cleveland, Ohio.



The First traffic light in South India was installed at Egmore Junction, Chennai in 1953.

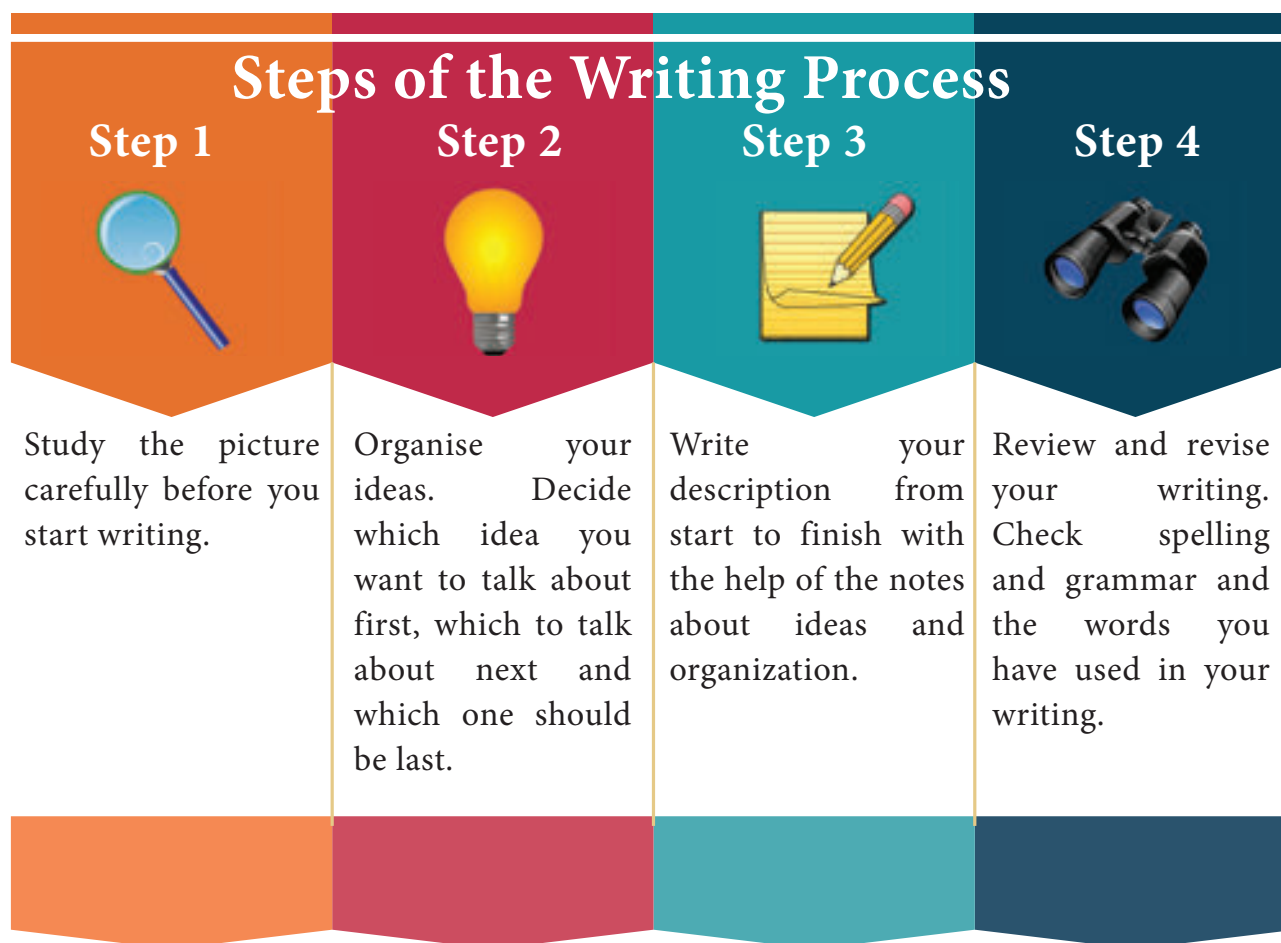
Sample Pamphlet



a. You are the Secretary of the Residents Welfare Association of your locality. Design a pamphlet to caution the residents about the safety measures in the apartment. Remember to put the pamphlet in a box. Use the visual ideas to complete the pamphlet.



FACTUAL DESCRIPTION OF A PLACE



Observe the following pictures carefully and bring the scene to life by expressing your thoughts and feelings about your findings in a paragraph of about 100 words. Imagine yourself to be on top of a high rise building and viewing the scene.



ARTICLE WRITING

Study the guidelines on how to write an article.



a. Given below is the statistics of road accidents, published in a national daily. Interpret the statistics and write an article based on the given details.

STATE	PERSONS KILLED (Jan. – Mar. '17)	PERSONS KILLED (Jan. – Mar. '18)	INCREASE / REDUCTION
Uttar Pradesh	4,695	5,432	737
Gujarat	1,796	2,116	320
Maharashtra	3,102	3,361	259
Odisha	1,221	1,390	169
Tamil Nadu	4,148	3,271	-877
Andhra Pradesh	2,164	1,897	- 267
West Bengal	1,683	1,481	-202
Telengana	1,680	1,550	-130

(Source : The Times of India (15th July 2018))



You may begin like this

RECKLESS DRIVING

Many cases have been reported against reckless driving, thereby escalating the number of road accidents in the city.

DRAFTING A SPEECH

Nowadays, parking of vehicles has become a problem for the general public. It leads to traffic congestion, accidents and environmental pollution. You are a traffic sergeant who has been invited by a Rotaract Club to deliver a speech on parking problems and to give suggestions ways to overcome the problem. Write out the speech in not more 150 words.



The following points can be highlighted in the speech...

- ❖ obey traffic rules
- ❖ park at designated areas
- ❖ plan development with adequate parking facility
- ❖ multilevel parking
- ❖ cancel license of violators

Extensive Reading

Have a safe journey - Ashwin Sanghi

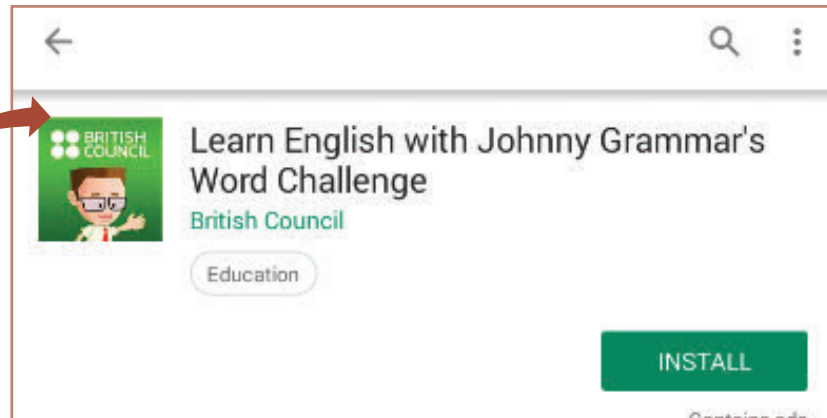
Travel safe, Travel smart- Kjell E Lauvik



ICT CORNER

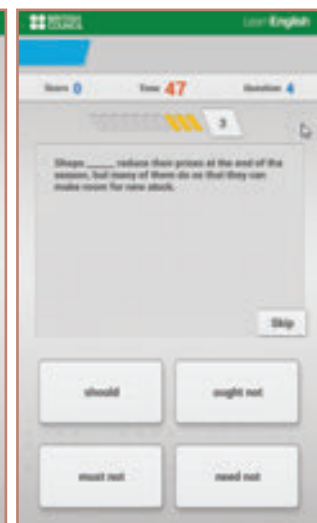
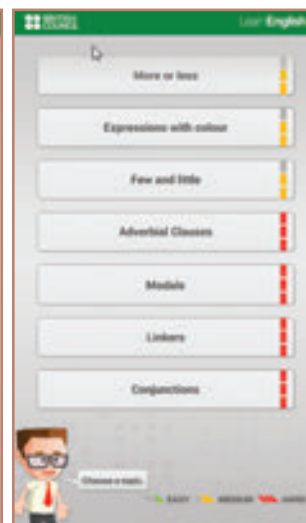
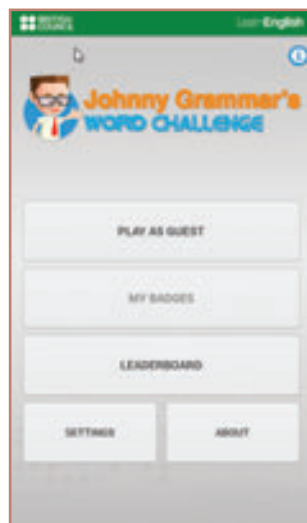
MODAL VERBS

To enable the students to check their knowledge in Modal verbs



STEPS:

1. Access the application with the help of the link or the QR code which is given below and install it in the mobile.
2. Click **PLAY AS GUEST** and then click **GRAMMAR** in the next screen.
3. Click **MODALS** from the list.
4. Question will be displayed with four options (modal verbs). Select the right modal verb within the time limit.
5. After the quiz, your scores will be revealed.



TO DOWNLOAD THE APPLICATION:

APPLICATION NAME : **LEARN ENGLISH WITH JOHNNY GRAMMAR'S WORD CHALLENGE**

<https://play.google.com/store/apps/details?id=com.ubl.spellmaster&hl=en>

** Images are Indicatives only



B281_12_COMM_ENG