

Lesson 1

Oh, Look at the Moon


Look at the picture and say what time it is. Name the things that you can see in the picture:



Let's recite the poem 'Oh, Look at the Moon':

Oh, look at the moon
She is shining up there
Oh, Mother, she looks
Like a lamp in the air.

Last week she was smaller
And shaped like a bow
But now she's grown bigger
And shaped like an 'O'.



ACTIVITIES

1. Let's find how much we have understood:

- What is the name of the poem?
- What looks like a lamp in the air?
- What does the moon look like when she is smaller?
- What does the moon look like when she grows bigger?

2. Let's play with rhyming words:

1 We know rhyming words, don't we?

2 Yes, mother.

3 Let's play. I'll say some words. Read the poem and say one rhyming word for each one.

4 OK, mother.

5 took
noon
hair
father
books
ramp
cow
taller

6

The teacher will read the words aloud one by one and tell learners to find the rhyming words from the poem.

3. Write the opposites of the underlined words:

Oh, look at the moon
She is shining up there

4. Read aloud the following pairs of words:

before - after day - night beautiful - ugly
outside - inside far - near pick - throw

5. Think and say who I am:

- a) I live in the sky.
Sometimes I'm small and
Sometimes I'm big.
I glow at night
Who am I?
I am the moon.



- b) I live in the sky.
I twinkle at night.
I'm not the moon.
Who am I?
I am a star.



- c) I'm hot
I'm bright
I'm big
I give light
Who am I?
I am the sun.



6. Read this paragraph written by Pooja. It describes what she saw one evening:

One evening I was looking at the sky. It was seven o'clock in the evening. The moon was shining brightly. It looked like a bright lamp in the sky. I saw some stars too. Suddenly a shooting star flashed by.

Now, look at the pictures below and write a few sentences on each of them:



.....

.....

.....

.....


.....

.....

7. Read this story:

The Wolf and the Lamb

Once upon a time, there lived a wolf in a thick forest near a stream. Sheep, goats and cows from a village nearby came to the stream to drink water.

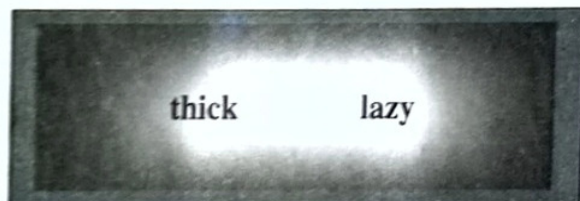


The wolf was a lazy and cunning animal. One hot day he was thirsty and so he came to the stream to drink water. He looked down and saw a lamb drinking water from the stream. He was happy and wanted to eat the lamb.

A wicked idea came to his mind. He tried to make the lamb frightened. He shouted at the lamb, "You foolish lamb, why are you making the water dirty? Can't you drink without your legs in the water?" The lamb looked up and saw the wolf. But he was not frightened. He was a brave lamb. He replied politely, "But Sir, you are wrong. The water is flowing from where you are standing to where I am standing. How can I make your water dirty?" The wolf did not find an answer. But he did not give up. He said, "Six months ago you called me stupid, now you have to say sorry."

The lamb replied politely again, "But Sir, I'm only three months old." The wolf had no answer and went away sadly.

Now, read the story again. There are some describing words in the story. Work in pairs. Underline the words and write them on the board. Here are two describing words:




8. Fill in the blanks with the words in the box:

at in to up

- The wolf lived ____ a thick forest.
- The wolf came _____ the stream to drink water.
- The wolf shouted _____ the lamb.
- The lamb looked ____ and saw the wolf.

9. Look at the picture and read the sentences in the bubbles aloud:



10. Say as fast as you can:

- wash water wolf well went
- The wicked wolf went to the well and washed his face with water.
- A little lamb lay lazily on her mother's lap.
- The little lamb looked at his lovely legs.

11. Look at the pictures and read:



small



smaller



smallest



tall

taller

tallest



I'm a strong man. I'm stronger than you. I'm the strongest of all.

long	longer	longest	heavy	heavier	heaviest
rich	richer	richest	fat	fatter	fattest
short	shorter	shortest	happy	happier	happiest
weak	weaker	weakest	wide	wider	widest

12. Fill in the boxes with appropriate words:

long		longest
	hotter	
happy		happiest
big	bigger	
	shorter	
brave		
wise	wiser	

13. a) Let's read a few words with silent letters:



① Do you know some letters are silent in some words?

③ Let's read some of these words without saying the underlined letter.



② That's amazing!

lamb

tomb

plumber

bomb

comb

crumb



13. b) Tick the word you hear:

i) lamp

lamb

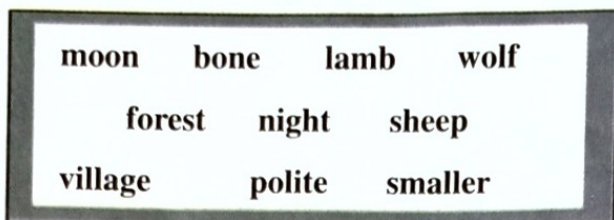
ii) dump

dumb



In Activity 13b), the teacher will say any one word from each pair and tell learners that p in **lamp** and **dump** are not silent.

14. Read the words on the whiteboard:



Now, write them down in alphabetical order.

bone forest
.....
.....

15. Look at the pictures and read the sentences:



Juri is three feet tall.



Mili is three feet
and six inches tall.



Rini is four feet tall.

Now, fill in the blanks choosing the correct word from the help box:

taller tall tallest

Juri is a _____ girl.

Mili is _____ than Juri.

Rini is the _____ of the three.

The teacher will help learners to rearrange the words on the whiteboard alphabetically.

Lesson 1

For the Teacher

This lesson begins with the poem "Oh, Look at the Moon" which has ample scope for recitation with appropriate expression and intonation.

Listening and Speaking

Learners will recite the poem along with the teacher, first in groups then in pairs and finally individually. They will listen to rhyming words and will be able to identify other new words which the teacher will say. In order to develop skills in pronouncing words beginning with similar sounds, the teacher should make students repeat the sentences in Activity 10.

Reading and Writing

Learners will read aloud the story "The Wolf and the Lamb" with the help of the teacher. In Activity 6, they will read a small text which will help them to write a few sentences on the pictures that follow this text.

A number of words are shown in a whiteboard in Activity 14. The teacher will help learners to rearrange the words alphabetically. This activity is a readiness activity for dictionary work.

Vocabulary

Learners will be introduced to words with silent letters in Activity 13 (a). The teacher will say any one word from each pair in Activity 13 (b). He/she will tell learners that 'p' of 'lamp' and 'dump' is not silent.

Grammar Focus

Learners will be introduced to the comparative and superlative degrees of adjectives in Activities 11, 12 and 15. They will also get practice in identifying and using opposites in Activities 3 and 4.

Learning Outcomes:

The learner –

1. recites poems with appropriate expressions and intonation
2. describes briefly, orally/in writing about events, places and/or personal experiences in English
3. infers the meaning of unfamiliar words by reading them in context
4. uses dictionary to find out spelling and meaning
5. uses nouns, verbs, **adjectives** and **prepositions** in speech and writing
