


2

My Hobbies

Gardening is my
hobby. What is
yours?




MY LITTLE PICTURE



Hem (v): fold and sew the edge of a cloth.



Mermaid (n): a mythological creature with a woman's head and upper body and a tail of a fish.



Earthworm (n): a worm that lives in the ground.



Fry (n): baby of a fish.



Angling (n): fish with a rod and line.



LET US LEARN

Do It Yourself



Hi, I am Vinoth.

When I was young, my parents and other elders did everything for me. Now

- I wash my own clothes.
- I fold all clothes neatly.
- I love to do my work on my own.
- I am a **DIY** kid.

Okay... Let me introduce my friends and their hobbies.

Hi, I am Rosy.

- I learnt to ride a bicycle when I was 9 years old.
- I ride my bicycle every day.
- I enjoy cycling.



Hi, I am Megalai.

- I swim with elders in a well.
- I compete with them.
- I am fond of swimming.



Hi, I am James.

- I have my own garden.
- I water it every day.
- I love gardening.

Hi, I am Aliya.

- I **sew** my torn clothes.
- I hem the border.
- I am always keen to stitch.



Hi, I am Raju.

- I help by cleaning grains and **cereals**.
- I am good at cooking.
- I like **slicing**, cutting or chopping fruits and vegetables.
- I prepare a few simple dishes.



Glossary

DIY kid	Do It Yourself kid. Someone who does any work on their own
sew	making stitches with a needle
cereals	grains used for food
slicing	cut into slices



LET US UNDERSTAND

1. Match their hobbies.



swimming



cycling



gardening

2. Choose the correct answers.

1. _____ is a Do It Yourself kid.
a. Amuthan b. Vinoth c. Arasan
2. Rosy _____ a bicycle.
a. rides b. folds c. swims
3. Raju loves _____.
a. cycling b. driving c. cooking

3. Answer the following questions.

1. Who sews the cloth? _____
2. What does Megalai do with elders? _____
3. How does Raju help his mother? _____
4. What does a DIY kid refer to? _____
5. What is your hobby? _____



LET US BUILD



What do you think happened there?

She got confused between  and .

These two words sound the same but their spelling and meaning are different.

Such words are called **homophones**. There are many homophones.

Come, let us learn a few!



Sale



Sail



Pair



Pear



Desert



Dessert



Read



Reed

A. Look at the picture and tick (✓) the correct word.



Deer

Dear



I

Eye



By

Buy



Meat

Meet



Waste

Waist



Right

Write

B. Connect and write the homophones in the box.



Sea

-



One

-



Flower

-



C. Write the homophone for the given word and draw the picture.



Son



D. Pick out the correct option from the given homophones.

1. I saw a _____ (be / bee) on the flower.
2. The wind _____ (blew / blue) off the leaves.
3. What did you _____ (buy / by) at the store?
4. You should never _____ (lye / lie) to your parents.



LET US SING

Treasure Trove

Read when you are happy,
Read when you are sad,
Learn about space, land on Mars,
Picture an auto race, zoom with cars.

A glance at history, go back in time,
To discover a mystery, solve a crime,
Read about the lost bicycle, where can it be?
Visit a lovely mermaid under the sea.

Read when you are happy,
Read when you are sad.



Glossary

space	beyond earth
zoom	travel quickly
glance	look
discover	find
mystery	strange (or) unknown thing
mermaid	an imaginary creature

A. Answer the following questions.

a. What would we do when we are happy or sad?

b. When do we land on Mars?

c. Why do we discover a mystery?

d. Where did we visit a mermaid?

e. Why should we read?

B. Pick out the rhyming words from the poem and write.

Mars	-
time	-
be	-



LET US KNOW



Simple present tense is used to describe habits, unchanging situations, general truths and planned actions. The simple present tense is easy to form. We all know, verbs have forms. Those are

Present

Past

Past Participle

Present Participle

give
gives

gave

given

giving

The present form is used in simple present tense. Come let us use it.

I go to shop.	He goes to shop.
We speak English in our class.	She speaks English in her class.
You run very fast.	It runs very fast.
They play cricket.	

- For **I, we, you** and **they**, **present form** is used.
- For **he, she** and **it**, **s** is added to the **present form**.

Give the correct verb form for following sentences.

1. I go to school.

5. You _____ to school.

2. We _____ to school.

6. He _____ to school.

3. It _____ to school.

7. She _____ to school.

4. They _____ to school.


We saw simple present tense for action verbs. Let us see the simple present tense for 'be' verbs. 'Be' verbs show a state of being.

Present	Past	Past Participle	Present Participle
am is are	was were	been	being

I am a student.	We are students.	He is a student.
	You are a student.	She is a student.
	They are students.	It is a book.

- 'am' is used for I
- 'are' is used for **we**, **you**, and **they**
- 'is' is used for he, she, it.

Give the correct verb form for following sentences.



I am a doctor.



It _____ a car.



We _____ police.



They _____ football players.



You _____ an engineer.



She _____ a driver.




He _____ a carpenter.

Let us see when to use the simple present tense.

Habitual actions.



General truths.



Unchanging situations.



Planned actions.



A. Use the suitable verb.

read

reads

I _____ the book.

Banu _____ the lesson.

Suresh _____ the poem.

We _____ loudly.

My friends _____ a passage.

My father _____ the news.

The boy _____ the story.

You _____ the instruction.

The robot _____ some words.

B. Circle the correct verb.

1. Boy **like** / **likes** the cake.
2. We **come** / **comes** home at 4 p.m. every day.
3. The birds **fly** / **flies** in the sky.
4. You **comes** / **come** late to school.
5. It **run** / **runs** very fast.

C. Rewrite the sentences using the words in the brackets.

1. I go to school at 8 'o' clock. (He)

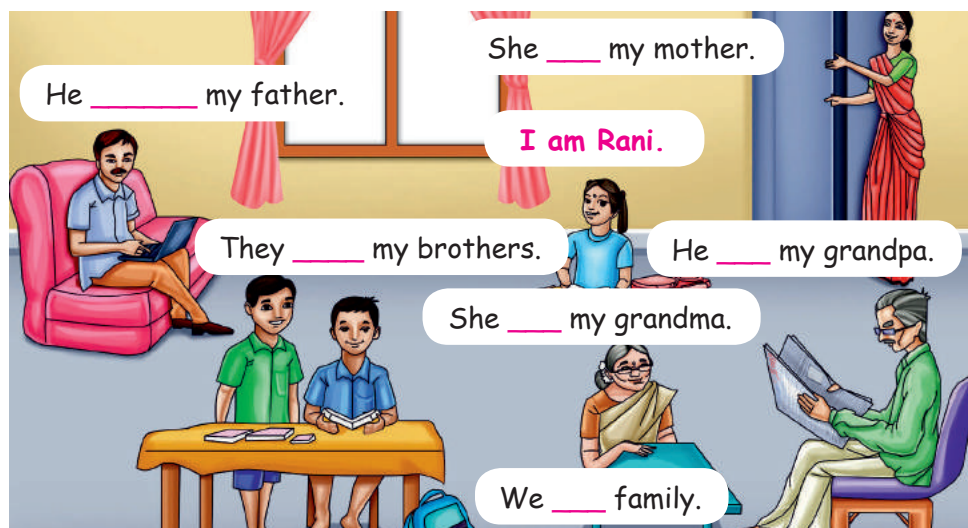
2. We play cricket on Sundays. (Aravind)

3. I watch television in the afternoon. (My mother)

4. They visit their friends in the evenings. (Kavitha)

5. I have dinner at 8 p.m. (She)

Fill in the blanks.



LET US LISTEN



Listen to the audio and answer the riddles.



Who am I?

1. _____
2. _____
3. _____
4. _____
5. _____

Note to the teacher: Scan the QR code to listen to the audio. Let the children listen to the audio and answer the question.



LET US SPEAK

What's your lunch today?



Lucky, come let's have our lunch together.

Mm... wait a minute, Kavi.

What is your lunch today?

Let me see, oh! It is curd rice. What is yours?

Mine is white rice and sambar.

I like sambar. Can I take some?

Yes, sure. Let's share.

You take my curd rice.

Enough... enough, I can not eat this much.

Have it, Kavi. This is not much.

Structures that are useful for this situation.



Note to the teacher:

Make children practise these structures and encourage them to speak during their lunch time. You can also practise with different situations like breakfast and supper.



LET US READ



ANBU AND THE FISH



Anbu was talented in catching fish. He always went to catch fish with Madhan. They usually used dhoti as a net to catch the fish. Anbu also made fishing rods using sticks and thorns at home.

Then, they shared the fish equally. Unlike their friends, Anbu and Madhan, were always careful while fishing. They never went deep into the pond or river. Every Sunday they would go in search of earthworms to use them as bait. They enjoyed searching for earthworms. Once the bait was ready they would go fishing.

On Sunday, Anbu was not happy. They were able to catch only three fish. The fish were very small to cook so they decided to grow the fish at home. Anbu filled the jar with water and let the three fish into it. The fish exerted and swam in different directions. Anbu thought the fish was hungry and dropped earthworms into the jar. But to his surprise, the fish did not eat. He saw their eyes and could feel their fear.







Next morning, he went straight to the fish jar from his bed. He saw only two fish in the jar. He searched for the fish everywhere. Then, he saw one fish on the floor. Anbu was very sad and his father consoled him. In the evening, his father got

a new fish tank. Anbu changed the fish to the new tank.

The next day, Anbu rushed back from school to the tank. He saw that one more fish was dead and floating on the top. He started crying. His father said, "These fish live in the river and lake. Nature is their home. It is best to let them be free." He saw the last fish swimming alone, and he felt bad. He took the fish to the same pond and set it free.

From then on, Anbu and Madhan bought a packet of puffed rice and fed the fish. Feeding fish was their new hobby.



Discuss whether Anbu and Madhan will go fishing when the water overflows in a river or a lake.

A. Choose the correct answer.

1. Anbu was talented in catching _____.
a. butterfly b. hen c. fish
2. Every _____ they would go fishing.
a. Sunday b. Monday c. Friday
3. Anbu got _____ fish this week.
a. one b. two c. three
4. They use _____ as bait.
a. earthworm b. caterpillar c. butterfly
5. They fed fish with _____.
a. rice b. puffed rice c. groundnut

B. Answer the following questions.

1. What did they use as net?

2. Why was the fish floating on top?

3. What was their new hobby?

C. Identify the character/speaker.

1. He set the fish free.

2. "Grow the fish at home, Anbu."

3. He bought a new fish tank.



LET US READ ALOUD

Read the passage three times and colour a hen for each time.

A little red hen had some wheat seeds. "Will you help me sow this seed?" asked the hen, "No" replied the selfish dog. Then the hen did it by herself. The seeds grew into a field of wheat. "Will you help me reap the wheat?" asked the hen, "No" replied the sleepy cat. She did it by herself. "Will you help me grind the wheat?" asked the hen, "No" replied the noisy duck. She did it by herself. "Will you help me make a bread?" asked the hen, "No" replied the lazy cow. She made the bread by herself. "Will you all help me eat this bread?" asked the hen, "Yes" replied everyone, "No" said the hen.

No

No


No

No

Will you help?



Find the qualities of these animals from the passage.





LET US WRITE

Letter writing

From

S. Varshni,
IV std 'A' sec,
PUPS Chakkaramallur.

To

The class teacher,
IV std 'A' sec,
PUPS Chakkaramallur.

Sir/Madam,

As I am suffering from fever, I am unable to come to school. So I request you to grant me leave for one day on 21-06-2019.

Thanking you,
Yours sincerely,

S. VARSHNI.

Write a letter to your class teacher asking leave for attending marriage function.

Leave Letter

From

To

Sir/Madam,

Thanking you,
Yours obediently,

Note to the teacher: Help the children write their own leave letter for different situations for their portfolio.


I Can Do

A. Choose the correct option.

1. _____ is good at cooking.
a. Raju b. Vinoth c. Megalai
2. _____ hem the border.
a. James b. Aliya c. Raju



B. Look at the picture and tick (✓) the correct word.



hair

hare



Reed

Read



blue

blew

C. Match the rhyming words.

mars - crime

bed - cars

time - head

D. Recite the poem 'Treasure Trove' with the correct intonation.

E. Give the correct verb form using come.

- a. I _____ by bus.
- c. He _____ by bus.
- b. They _____ by bus.
- d. She _____ by bus.



F. Circle the correct word.

a. It run/runs very fast




b. The birds fly/flies in the sky.



Learning Outcome

Now I can...



Note to the teacher: Ask the children to colour the balloon when they achieve the learning outcome.