


Let Us Talk Observe the animals in the picture. Have you seen these animals? What are they doing?





Let Us Talk

Observe the Kangeyam bull. Let us name its parts.




Vocabulary

small, big, head, eyes, nose, ears, mouth, teeth, tongue, horns, neck, colour (patches), hair/fur, tail, legs, hump

◇ Can you now describe the cow using the given words?

◇ Connect the labels with the parts.



Horn



Tail

Head

Neck

Leg

◇ Tick (✓) the animals that you have seen.





About Animals

There are many kinds of animals.
Some animals are big, some not so big.



Lion



Deer



Giraffe



Elephant



Bear



Tiger



Rabbit



Cheetah

Some animals are small in size.



Mosquito



Ant




Housefly



Rat

♦ Paste the picture of your favourite animal inside this box.



The elephant is the only animal that cannot jump.





About Mammals

Some animals have hair or fur on their body. They give birth to and give milk to their babies. They are called mammals.



Dogs, kangaroos and elephants are mammals.



Some mammals fly.



Some mammals swim.



Humans are also mammals.



Bat



Whale



◇ Let us compare the two animals in the pictures.

A Cow and a Buffalo




A Sheep and a Goat



In what ways are they similar?

How do they differ?

Use the helping words that you know.





Animal Tails



Happy dog
wags its tail




Troubled cow swats
flies with its tail




Angry cat stares
with its tail up

♦ Find the hidden animals in the picture given below.



♦ Connect the heads of the animals to their legs.





About Birds

Let Us Talk

Have you seen these birds? Where have you seen them?



Peacock



Sparrow



Eagle



Crow



Parakeet



Duck



Pigeon



Kingfisher



Cock



Mynah



Woodpecker




Owl

Name and talk about them. Here are some words to help you.

Vocabulary

size, colour, wings,
legs, beak, feathers,
feet

Observe the bird. Let us name its parts.



Head

Beak

Wing

Body

Tail Feathers

Feet





Let Us Talk

Speak about similarities and differences in the given birds.



Mynah



Crow



Cock



Hen



Egret



Sparrow

◆ Connect the birds to their names.



Crow



Duck



Mynah

Cock



Parakeet

Eagle





Birds are animals.

They have two wings, two legs and a beak.



They eat with the help of their beaks. They do not have teeth.



Their legs help them to walk around and run.



They have colourful feathers.





They can fly.



There are some birds that cannot fly.



Emu



Kiwi



Penguin



Ostrich

Some birds can swim.



Duck



Swan



Water hen

♦ Tick (✓) the birds that can fly.



Penguin ☐



Kingfisher ☐




Parrot ☐



Crow ☐




Kiwi ☐




Emu ☐





◇ Match the birds with their beaks and feet.



◇ Thumb Printing

Use your thumb print to complete the pictures.





About Insects



Walk around the school campus. How many insects can you see?
Tick (✓) the ones that you saw.



Beetle

☐

Dragonfly

☐

Butterfly

☐

Housefly

☐

Mosquito

☐

Ant

☐

Observe the pictures of insects.



Honeybee



Leaf Insect



Beetle



Wasp



Stick insect



Cockroach



Grasshopper





Head louse



Butterflies are good friends of flowers.

Insects are tiny animals with six legs.
Some insects have wings that help them fly.





Silverfish



Ants talk through their feelers



Spot the insects.

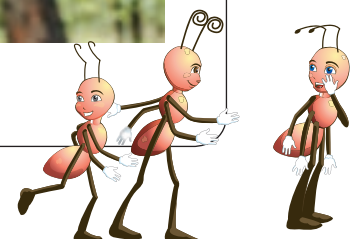
Some insects look like leaves and sticks.




Leaf insects

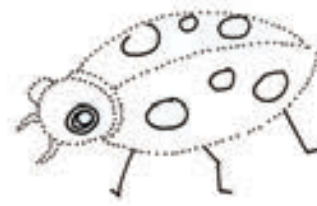


Stick insects





◇ Join the dots and colour the pictures.



Animal Care and Protection

Let Us Talk

Is this bird happy? What do you think?



Bird bath

Keep water for the birds in a mud vessel and observe how happy they are.



How can we care for the animals around us?





♦ Solve the riddles and connect them to the given pictures.

1 I live in trees and like to climb.
I like bananas. Who am I?



2 I live in the forest.
I have sharp teeth.
People call me "The King of
Jungle". Who am I?



3 I have no legs.
But I slither on the ground and
on the trees. Who am I?



4 I am not a bird but I can fly.
I collect nectar from flowers
and make honey. Who am I?



5 I am a mammal.
I have big ears. I have a long
trunk and I walk on four legs.
Who am I?



♦ "Who am I?" - Play the game with your teacher's help.



♦ Make a paper plate mask.



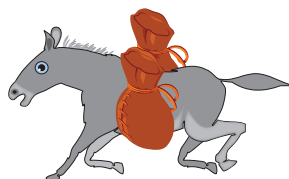


Now wear the paper plate mask you
have made and enact a story.

♦ Make your own riddles and ask your friend to solve them.



◇ Colour the circle for the correct actions.



◇ Fun Zone



Find out what is strange in these animals and have a good laugh.




Evaluation

◇ What do you see in these pictures? How can we care for the animals around us? Talk about it.





♦ Find the animals in the jungle below.
Name them. Classify them as birds,
insects and mammals.



◇ Tick (✓) the animals whose parts are found in the picture at the centre.



Self-Evaluation



I can observe and name some animals.

I can identify and differentiate mammals, birds and insects.



I can compare and describe animals.

I can think - sequence, solve riddles and match.



I can act like animals.

I will be kind to animals.

