

3

Rain

Pre Reading




For the teacher

Ask children to look at the picture and tell what they see in it.
Encourage them to speak even if they speak in their own language.

For the teacher

- Recite the poem with proper actions and gestures.
- Ask children to repeat the poem after you.



Rain

Rain rain go away,
Come again another day.
Little Johnny wants to play,
Rain rain go away.

Rain rain go away,
Come again another day.
All the friends want to play,
Rain rain go away.

Comprehension

► Activity I

For the teacher


Point to the picture and help children answer the following questions orally. Ask them to answer 'Yes'/'No', or in one word only.

1. Is it raining?
2. Are the children playing in the rain?
3. Are the children standing?
4. How many children do you see?
5. Do you like to play in the rain?

► Activity II

For the teacher

Ask children to tick (✓) the things that people use during the rain.



Listening and Speaking

For the teacher

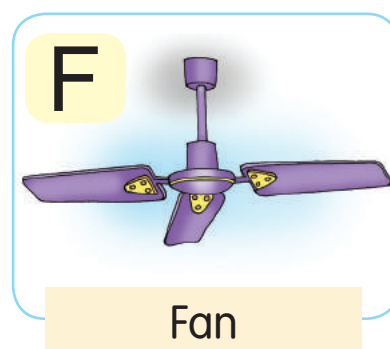


Speak these words aloud and ask children to repeat them after you.

day	may	ball	tall	bat	cat
rain	pain	boy	toy	coat	boat

Pre-writing

For the teacher

Ask children to trace over the dotted letters. Give them more practice.



For the teacher

Ask children to look at the pictures and name them aloud. Next, ask them to name the letter and sound with which each name begins.