
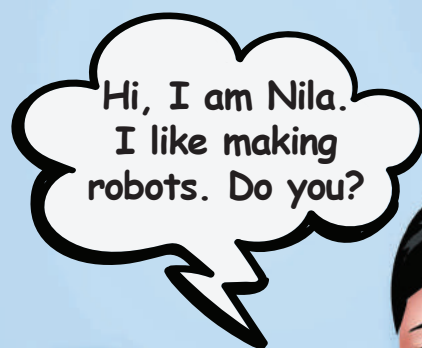


1

# A World with Robots





## MY LITTLE Pictionary



**lazy** (adj): not ready to do any work.



**Sack** (n): a large bag used for storing and carrying goods.



**Rack** (n): a stand to keep things.



**Humanoid** (n): something that looks like a human.



**Expo** (n): a large international exhibition.




## LET US LEARN


### The Trick Robot





Vicky was a lazy boy. He never did his homework on time. He never kept his things back in the right place. He **pleaded** with his father to buy him a robot to do his work. Vicky's father wanted him to become an active boy. So, he bought him a trick robot. Vicky did not know that it was a trick robot. He was glad to have a robot to do all his work.















## Glossary

plead	request
refuse	disagree or reject
pleasant	happy

## LET US UNDERSTAND

### A. Choose the correct option.

- Vicky wanted a \_\_\_\_\_ to do all his work.  
a. toy                      b. friend                      c. robot
- Vicky's father bought a \_\_\_\_\_ robot.  
a. lazy                      b. trick                      c. active
- Vicky decided to \_\_\_\_\_ the robot at the end.  
a. keep                      b. sell                      c. praise
- Robot asked Vicky to sell him to an \_\_\_\_\_ master.  
a. lazy                      b. active                      c. passive

### B. Read the statement and write True or False.

- Vicky pleaded his father to buy a robot.
- Vicky was an active boy.
- The robot did not obey his master.
- Vicky's father decided to change his son's character.

### C. Answer the questions.

- What kind of a boy was Vicky?

---

- Who asked the Robot to charge the phone?

---

3. Whom did Vicky want to do all his work?

---

4. How did Vicky change at the end?

---

5. What did you learn from this lesson?

---

**D. Match the dialogue to the character.**

"I will do all the work myself."



"First, you charge my battery."



"I have bought you a robot."



**E. Name the character or speaker.**

1. "The robot will do all your work."

2. "Why don't you do that yourself?"

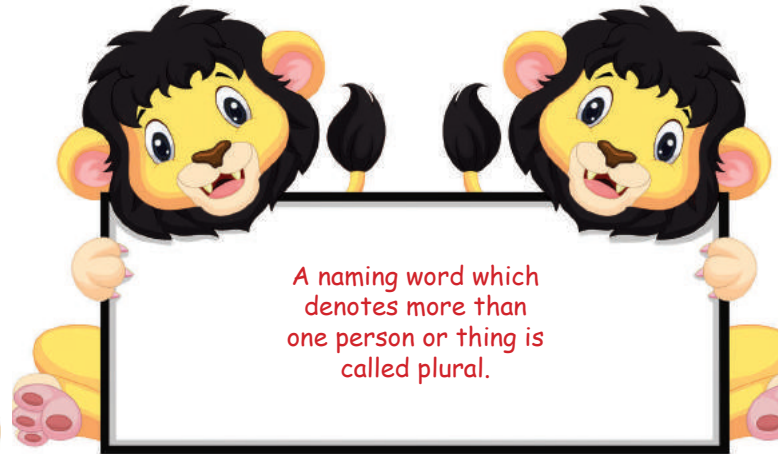
3. "You want me to strain my back?"

4. "Play me a pleasant song."





## LET US BUILD





One (Singular)	More than one (Plural)
 Bat	 Bats

### Some tips to change singular to plural


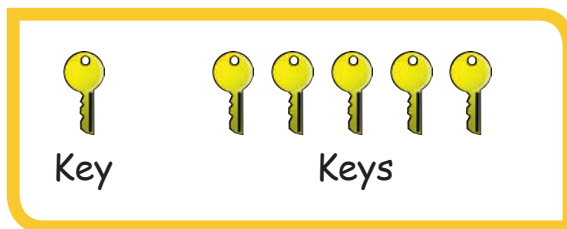
- ❖ Simply add **s**.



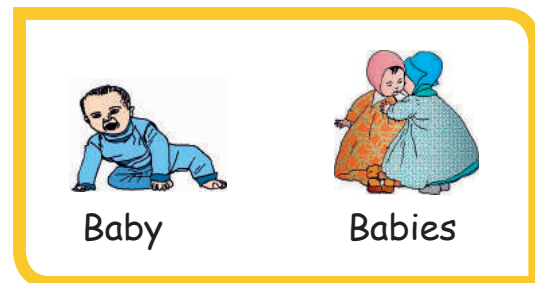
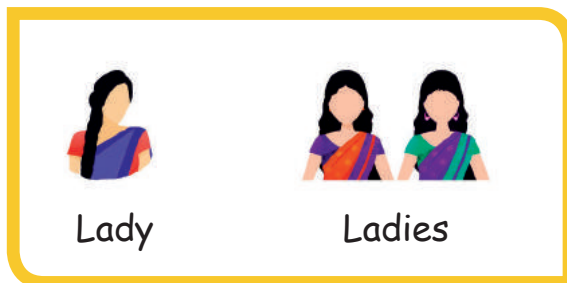
- ❖ Add **es** for the naming words ending with **ch**, **sh**, **s**, **ss** and **x**.









- ❖ Simply add **s**, if any one of **a, e, i, o, u** comes before **y**.







- ❖ Change the **y** into **ies**, if any one of **a, e, i, o, u** does not come before **y**.



Tick (✓) the correct plural form.

 Fly <div> <input type="checkbox"/> Fly  <input type="checkbox"/> Flies  <input type="checkbox"/> Flys         </div>	 Bench <div> <input type="checkbox"/> Benches  <input type="checkbox"/> Benchs  <input type="checkbox"/> Bench         </div>	 Dog <div> <input type="checkbox"/> Dogs  <input type="checkbox"/> Dog  <input type="checkbox"/> Doges         </div>
 Bush <div> <input type="checkbox"/> Bush  <input type="checkbox"/> Bushes  <input type="checkbox"/> Bushs         </div>	 Boy <div> <input type="checkbox"/> Boy  <input type="checkbox"/> Boies  <input type="checkbox"/> Boys         </div>	 Fox <div> <input type="checkbox"/> Foxes  <input type="checkbox"/> Fox  <input type="checkbox"/> Foxs         </div>

Write the plural form.

- Cat  \_\_\_\_\_
- Watch  \_\_\_\_\_
- Dish  \_\_\_\_\_
- Cherry  \_\_\_\_\_





## LET US SING



### My Robot

I have a robot big and strong, big and strong, big and strong,  
watch now how it walks along,  
with a nice rhyming song.

I have a robot smart and tall, smart and tall, smart and tall,  
watch now how it welcomes all,  
with a nice greeting call.

It has wheels go front and back, front and back, front and back,  
watch now how it keeps the sack,  
in every little rack.

Never it takes food and rest, food and rest, food and rest,  
watch now how it works its best,  
with all same zest.

**Note to the teacher:** Sing the song with actions. Encourage children to listen and sing along with actions. Follow the tune "The wheels on the bus go".



## Glossary

strong	powerful
watch	look at or observe attentively
smart	fashionable
rack	shelf or Stand
zest	great interest

### A. Match the rhyming words.

1. tall - best
2. song - all
3. rack - along
4. rest - sack

### B. Fill in the blanks.

1. I have a robot big and \_\_\_\_\_.
2. I have a robot \_\_\_\_\_ and tall.
3. It keeps the sack in every little \_\_\_\_\_.
4. It never takes \_\_\_\_\_ and \_\_\_\_\_.

### C. Answer the questions.

1. What does it sing? \_\_\_\_\_
2. How do the wheels go? \_\_\_\_\_
3. Does it work its best? \_\_\_\_\_
4. How does it welcome all? \_\_\_\_\_

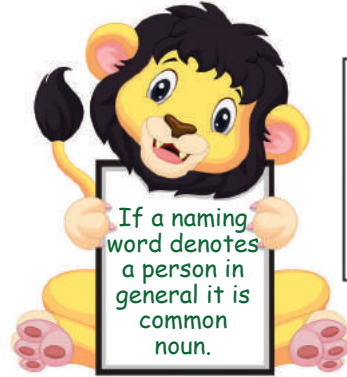


## LET US KNOW



girl

Here the naming word  
girl can be used for  
any girl. So, it is a  
common noun.



Here are some naming words that denote the person, place and things in common.

boy   pen   city   fruit   book   king   animal   bird   game



Nethra

Here the naming word  
Nethra is used for a  
particular girl. So it is  
a proper noun.



Here are some naming words that denote the person and things in particular.

Siva   Madurai   Chennai   Mala   Tamil   Paari   English

Circle the pictures that denotes person or things in common.



girl



Pooja



book



English book



tree



mango tree









boy



Arun

Circle the pictures that denotes person or things in particular.

 Raju	 Mango	 doctor
 book	 animal	 soldier

Colour the **common noun** green and **proper noun** blue.

Gracy	Fruit	Earth	Onion	Peacock
Train	Ball	Vellore	Planet	Grapes



**LET US LISTEN**



Listen to the audio and answer the following.

- Why did Jacklin invite Shabeena to her house?  
a. To study      b. to play
- Did Shabeena go to Jacklin's house?  
a. Yes      b. No
- Who has the big bus?  
a. Jacklin      b. Shabeena
- Who has the robot?  
a. Jacklin      b. Shabeena
- Who said "Mm.. interesting"  
a. Jacklin      b. Shabeena

**Note to the teacher:**

Scan the QR code to listen to the audio. Let the children listen to the audio and answer the questions.





## LET US SPEAK

See how they speak at this situation and practise as if you were in that situation.

I want colour pencils, uncle.

I want one complete packet. How much is it?

What is the price of that bat?

No uncle, I don't have money for that. I will buy it later. Now take this ₹25 for the pencils.

What do you want, kid?



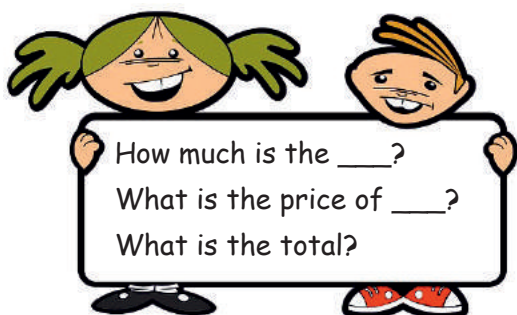
How many pencils do you want?

It is ₹25, anything else?

The bat will cost you ₹100. Can I give?

Here are the pencils. Visit again.

Structures that are useful for this situation.



**Note to the teacher:** Make the children practise these phrases and give them different scenarios to practise.



## LET US READ



### Robot Expo

Anitha meets her friends and shares her experience of a robot expo.

**Friends:** Hi, you look excited. Anything special?

**Anitha:** Yes! I went to the 'ROBOT EXPO' yesterday. I was so excited seeing all the robots.

**Friends:** Tell us more!

**Anitha:** A humanoid welcomed me into the hall.

**Friends:** What is that?

**Anitha:** A robot that looks like a human. It even knew my name, I was so surprised and shocked that I stood there frozen.



**Friends:** Wow!

**Anitha:** I am just getting started. A robot just looked at me and named the things I had with me.



**Friends:** Amazing, it must have scanned you with its eyes!


**Anitha:** The next robot danced for the songs played by the visitors. I suddenly found a butterfly sitting on my shoulder. To my surprise, it was a robot. There were robots of ants and fish too.

**Friends:** An ant robot? Wow!

**Anitha:** I saw a robot cooking dishes and serving all. It served me an omelette.



**Friends:** Don't we all wish for a 'COOK ROBOT' at home!



**Anitha:** Adding to my excitement, a robot collected and dropped an empty water bottle into the dustbin. Then, it advised all of us to use dustbin.

**Anitha:** Then there was a robot that asked me, "Do you want to make a robot?" I eagerly nodded my head and said "Yes! But, I don't know how to make it." It replied, "Don't worry. I will help you."



Then, it said, "Let us make a robot that can run. There are three main parts in this robot. First is the controller, it acts as the brain. Second is the mechanical parts that will help the robot move. Third is the sensors that will help the robot sense walls and other things on its way so that it does not crash into these objects. All these parts work together to make the robot run."



controllers

Then, I put these 3 parts together with the robot and made a robot myself. This expo has made me really interested in robots. I am planning to make more robots. Will you all join me?



mechanical parts

**Friends:** We would love to!



sensors



**A. Choose the correct answer.**

1. Anitha shares her experience about \_\_\_\_\_.  
a. book fair      b. vacation      c. robot expo      d. dance program
2. The robot that sat on her shoulder was a \_\_\_\_\_.  
a. ant      b. butterfly      c. puppy      d. dragonfly
3. Anitha's friends wanted a \_\_\_\_\_ robot in their houses.  
a. butterfly      b. ant      c. cook      d. fish
4. Brain of a robot is the \_\_\_\_\_.  
a. controller      b. mechanical part      c. sensor      d. camera
5. A robot advised her to \_\_\_\_\_.  
a. keep silence      b. use dustbin      c. don't spit      d. wash hands

**B. Answer the following questions.**

1. Where did Anitha go?

---

---

2. What did Anitha eat in the expo?

---

---

3. What are the three parts of a robot?

---

---

4. What is the use of mechanical parts?

---

---

5. What robot will you make? Why?

---

---



## LET US READ ALOUD

Read the passage three times on your own and colour a key each time you read.

On Monday, the robot has to help its master get ready. It wakes up its master and offers a cup of tea. It prepares breakfast. Then it irons his dress and packs lunch for the master. The master has been searching for the car key for a long time. Finally, he finds it in the lunch box. The robot replies, "I kept the key safely."



Arrange the pictures by using numbers.



Answer the following.

1. What day is it? \_\_\_\_\_
2. Where is the key? \_\_\_\_\_



## LET US WRITE

### APPLICATION FORM ANNUAL DAY PARTICIPATION

(Should be filled in Block letters)

Paste your  
recent  
passport size  
photo

1. Name of the Student:

2. Standard:  Sec:  Roll No:

3. Father's Name:

4. Mother's Name:

5. Date of Birth:     
Day Month Year

6. Gender: Male ☐ Female ☐

7. Tick the competition that you want to participate in.

Dancing	Singing	Speech	Drama	Story telling
---------	---------	--------	-------	---------------

8. Already Participated: Yes ☐ No ☐ 9. Select the practice session:

8.30 AM to 9.30 AM	
4.30 PM to 5.30 PM	

10. Address :

.....

.....

..... Pin code: .....

Tel. No: ..... Mobile: .....

I hereby declare that I apply for participating in this function on my own interest and with my parents consent.

Signature of the student

Signature of the parent

Date:

Place:

**Note to the teacher:** Make the children fill the application and teach the difference between writing name and signature. Prepare another application for participating in a robot expo for their portfolio.





# I Can Do

## A. Choose the correct option.



- Vicky's dad bought a \_\_\_\_\_ robot.  
a. active      b. lazy      c. trick
- Vicky decided to \_\_\_\_\_ the robot at the end.  
a. keep      b. sell      c. praise



## B. Tick (✓) the plural forms.

 Lady	<input type="checkbox"/> lady <input type="checkbox"/> ladys <input type="checkbox"/> ladies	 Key	<input type="checkbox"/> Key <input type="checkbox"/> Keys <input type="checkbox"/> Keyes
---	--	--	---

## C. Write the plural word.

1. Catch  _____	2. Berry  _____
--	---

## D. Connect the rhyming words.

strong - tall  
call - sack  
back - along


## E. Recite the poem 'My Robot' with correct intonation.

## F. Circle the odd one out.

- |              |        |         |         |
|--------------|--------|---------|---------|
| 1. city      | boy    | book    | Chennai |
| 2. Karikalan | Paari  | Kumaran | king    |
| 3. boy       | girl   | man     | Pooja   |
| 4. mango     | banana | fruit   | apple   |
| 5. cow       | tiger  | lion    | animal  |

## Learning Outcome

Now I can...



**Note to the teacher:** Ask the children to colour the balloon when they achieve the learning outcome.