



6

Hello School

Learning Outcomes



To understand the school as a community

To understand the roles and responsibilities in school

To share experiences with friends and classmates

Let's Read

My name is

I read in class.....

The name of my school is

There are classrooms in my school.

There are children in my class.



The name of my class teacher is

My school has a playground.

We play there.

I like my school.



New words

classroom

playground

like

Let's talk

- How do you go to school?
- What do you enjoy the most at school?
- Which is your favourite subject?
- What is your favourite game?

Let's learn

A. Tick (✓) the correct option.

1. In which class do you read?

- | | | | |
|---------------|--------------------------|--------------|--------------------------|
| (a) Class I | <input type="checkbox"/> | (b) Class II | <input type="checkbox"/> |
| (c) Class III | <input type="checkbox"/> | (d) Class IV | <input type="checkbox"/> |

2. Does your school have a playground?

(a) Yes

(b) No

3. Do you like your school?

(a) Yes

(b) No

B. Write true/false in the box against each statement.


1. I go to school daily.

2. We play games in the playground.

3. I like my school.

Let's colour

Colour the picture.



Let's learn values

- Greet your teachers whenever you see them.

Off to the language lab

Look at the following words

doll apple boy cow

Let's put the above words in *a-b-c* order.

apple boy cow doll

Put the following words in *a-b-c* order.

- | | | | | |
|------|-----|----------|--------|--------|
| i. | box | door | cot | ant |
| ii. | bat | elephant | hen | duck |
| iii. | dog | man | inkpot | parrot |

Sight Words

also farm does well must even open life

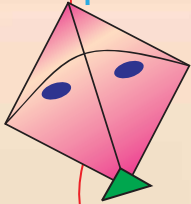
Activity Time

Activity - 1

- ☺ The students will draw different things found in the school and colour them.

Activity - 2

- ☺ Show the class a video featuring people who help us like doctor, nurse, policeman, teacher, mechanic, dentist, fire-fighter, driver etc. Show pictures if you cannot show a video.
- ☺ Assign each student the role of some professional.
- ☺ Ask each student to come to the front to tell or act what that professional does.



Rhyme time

Johnny, Johnny!

Yes, Papa

Eating sugar?

No, Papa

Telling lies?

No, Papa

Open your mouth!

Ha! Ha! Ha!









Chant-I

Class-I

STAR TRACK

Name of the student:

Roll No.:

Skills and Values	*Tick the star/s	Star Score
Punctuality 	★ ★ ★ ★ ★	
Listening 	★ ★ ★ ★ ★	
Speaking 	★ ★ ★ ★ ★	
Reading 	★ ★ ★ ★ ★	
Writing 	★ ★ ★ ★ ★	
Participation 	★ ★ ★ ★ ★	

Teacher's remarks:

Signature

*For star rating please refer to *A Handbook of Teachers' Resources*.