





Lesson 8

Let's talk:

A Visit to Sivasagar



Ask your friend:

- a) Which of these places have you visited?
- b) What did you see there?
- c) Should we visit such places?

Now, let's read about Ramen and Rita's trip to Sivasagar during their last summer vacation.

Read ‘A Visit to Sivasagar’:

Ramen and his sister Rita were eagerly waiting for their summer vacation. Their parents had promised to take them to Sivasagar. The trip would take around seven hours by bus from Guwahati.

At last, the day of their journey arrived. They boarded a beautiful red ASTC bus. On the way, they crossed many towns and villages. They also crossed the famous Kaziranga National Park. They saw vast and beautiful green tea gardens and paddy fields on the way and loved them.



It was 4 o'clock when their bus arrived at Sivasagar. Their uncle and aunt were waiting at the bus station to receive them. Their holiday had begun!

They were very happy. They had seen pictures of the Shiva Dol and the Bor Pukhuri in newspapers and magazines. But it was so different to be standing in front of them now. They got busy taking photographs of the Shiva Dol, the Bishnu Dol and Devi Dol on the bank of Sivasagar Bor Pukhuri.



They were amazed to see the beautiful Rang Ghar on their way to Joysagar. Long ago the kings and their courtiers had watched games and sports, dances and fights from this monument. Ramen and Rita also spent some time at the wonderful Talatal Ghar. They sat on the banks of the beautiful Joysagar Tank gazing at its vastness. Their uncle narrated to them the story of Joymoti and the famous kings of those distant days. They felt that they were living in the past.



The next day, they visited Charaideu. On the way they stopped at Gargaon to see the Kareng Ghar (Royal Palace) there. Charaideu is a sacred place where the Ahom Royals were laid to rest in the Maidams. On the next day, they





visited the Dargah of Ajan Peer. It is at Dikhowmukh about 30 kilometres away from their uncle's home.

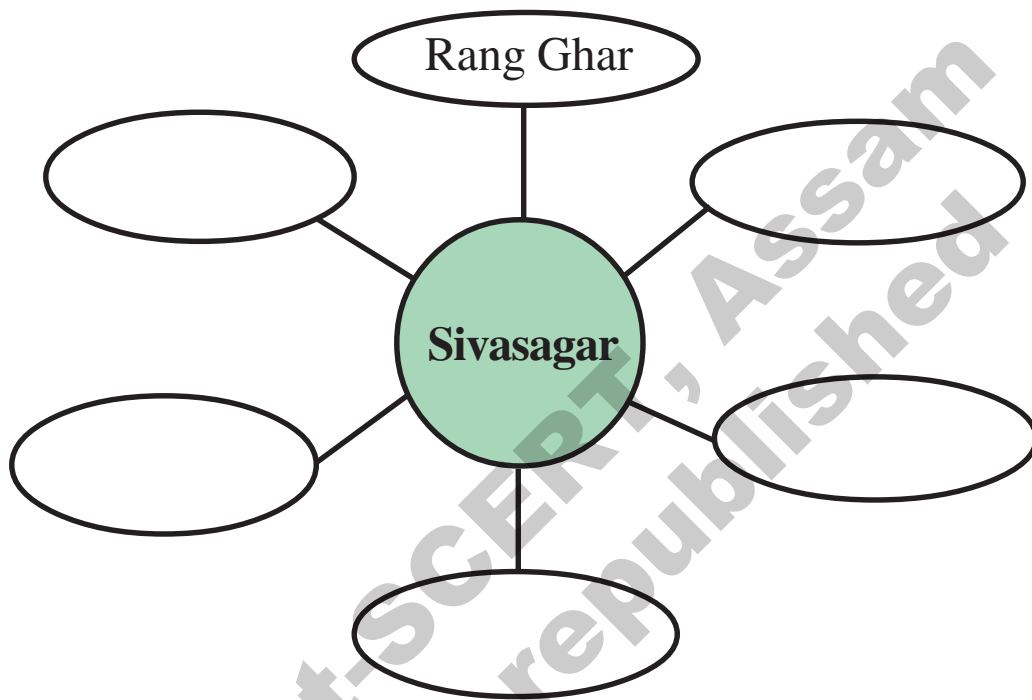
When they returned to Guwahati, Ramen and Rita carried with them lots of precious memories of their visit to Sivasagar.

ACTIVITIES

1. Let's find out how much we have understood:

- a) What were Ramen and Rita waiting for?
- b) How did they go to Sivasagar?
- c) What did they see on their way to Sivasagar?
- d) What did the kings and the courtiers do in Rang Ghar?
- e) Where were the Ahom kings laid to rest?

2. Let's read the text again and find out the monuments in Sivasagar. Put the names of the monuments in the ovals. One is done for you as an example:



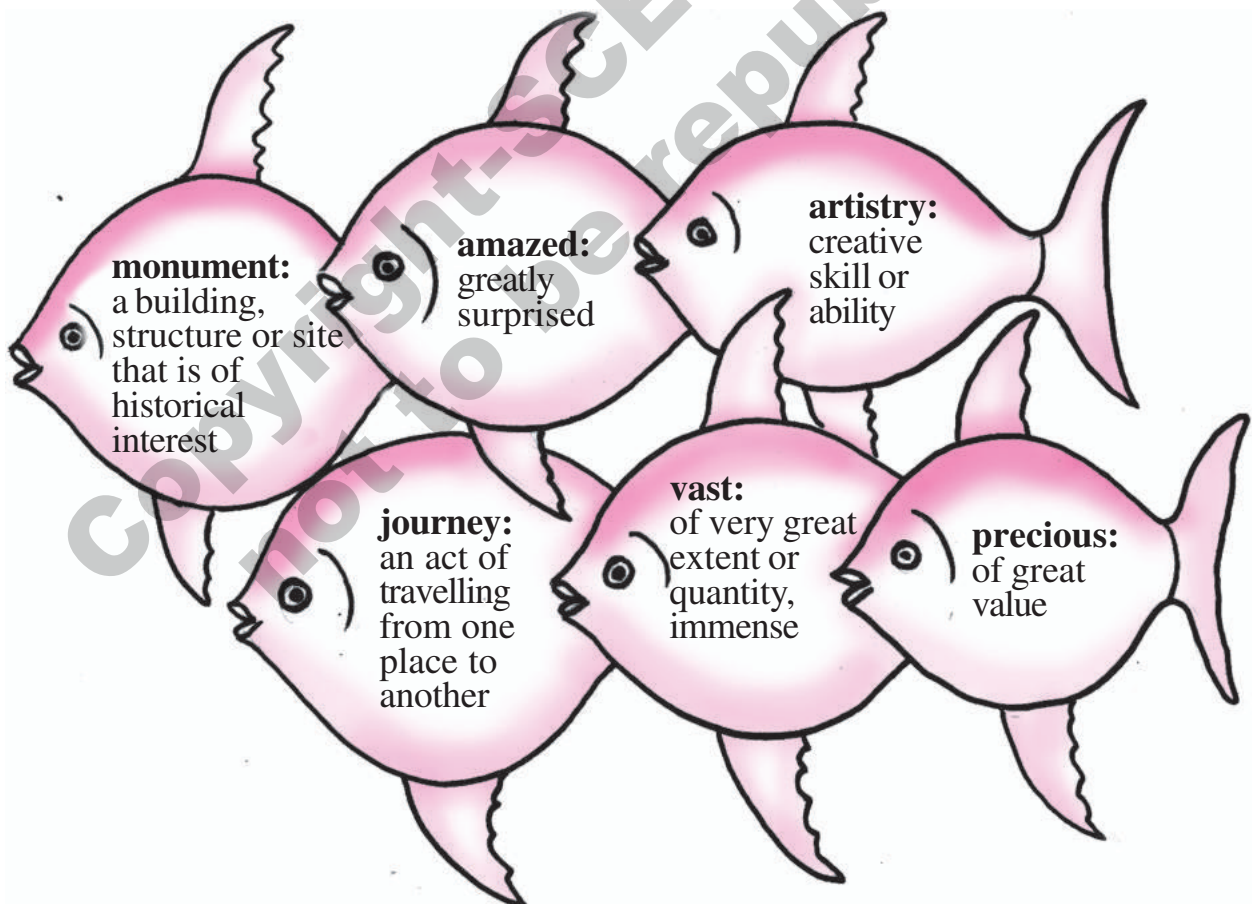
3. Say 'Yes' or 'No' for the following statements:

- a) Ramen and Rita saw vast and beautiful green tea gardens and paddy fields on the way.
- b) They reached Sivasagar around 9 p.m. at night.
- c) Shiva Dol, Bishnu Dol and Devi Dol are on the banks of Joysagar.
- d) Ahom kings and their courtiers used to enjoy watching games and sports, dances and fights from the Rang Ghar.
- e) Charaideu is famous for the maidams of the Royals.

4. Rita narrated her experience of the Sivasagar tour in class after the school reopened. Let's read what she said:

Our journey to Sivasagar was a wonderful one. We enjoyed ourselves a lot there. The roadside scenery was very beautiful. I still remember the pleasant atmosphere of Sivasagar Borpukhuri. Shiva Dol, Bishnu Dol and Devi Dol are situated on the banks of this tank. We were very happy to visit Rang Ghar, Talatal Ghar, Kareng Ghar and Joysagar too. We got a glimpse of our rich history in those wonderful monuments. It was a really pleasant experience to learn about our history at all these places of historical interest.

5. Let's learn some new words and their meanings:



Now, complete the following sentences with the help of the words you have learnt:

- a) We had a wonderful _____ to Sivasagar.
- b) We did not realise that the Joysagar Tank was so _____.
- c) Ramen and Rita were _____ to see the beautiful Rang Ghar.
- d) The monuments reflect the _____ of Ahom kingdom.
- e) The Rang Ghar is a wonderful _____.
- f) We have created _____ memories for ourselves in Sivasagar.

6. Work in pairs:

Paste pictures or draw some monuments and write about them.

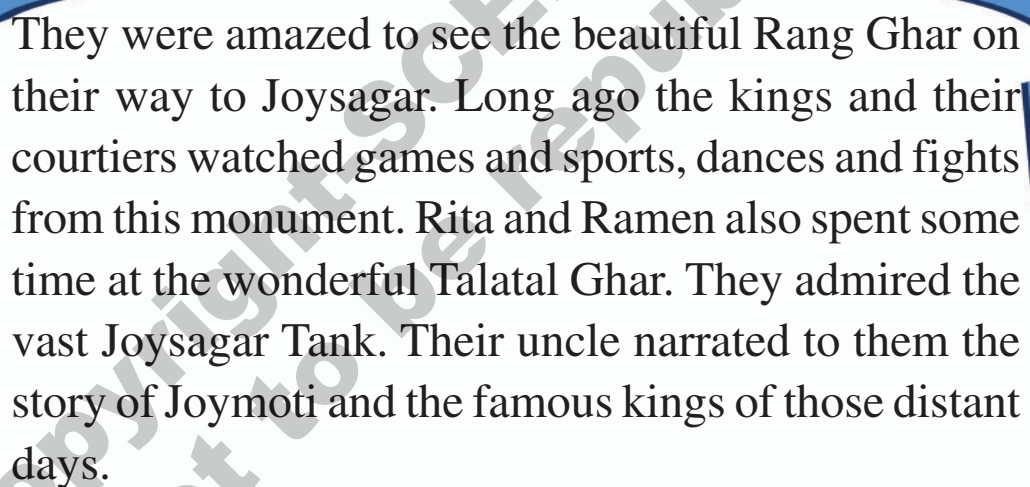


7. a) Have you visited any historical place? Do you want to visit one? Let's talk about visiting such a place.

7. b) Listen to the teacher read out the following passage and write it in your notebook:

We visit places for many reasons. A visit to an important place teaches us many things. If we visit a place, we learn about its history, culture and the lifestyle of people. It helps us to know ourselves better. Visiting places gives us immense happiness. We get to see new things. In addition, we meet new people and learn new things.

8. Let's read the following passage from the text and find out the describing words and underline them:



They were amazed to see the beautiful Rang Ghar on their way to Joysagar. Long ago the kings and their courtiers watched games and sports, dances and fights from this monument. Rita and Ramen also spent some time at the wonderful Talatal Ghar. They admired the vast Joysagar Tank. Their uncle narrated to them the story of Joymoti and the famous kings of those distant days.

Now since that you have identified the describing words, make sentences with some of them. One is done for you.

a) distant - He is my distant relative.

b).....

c).....

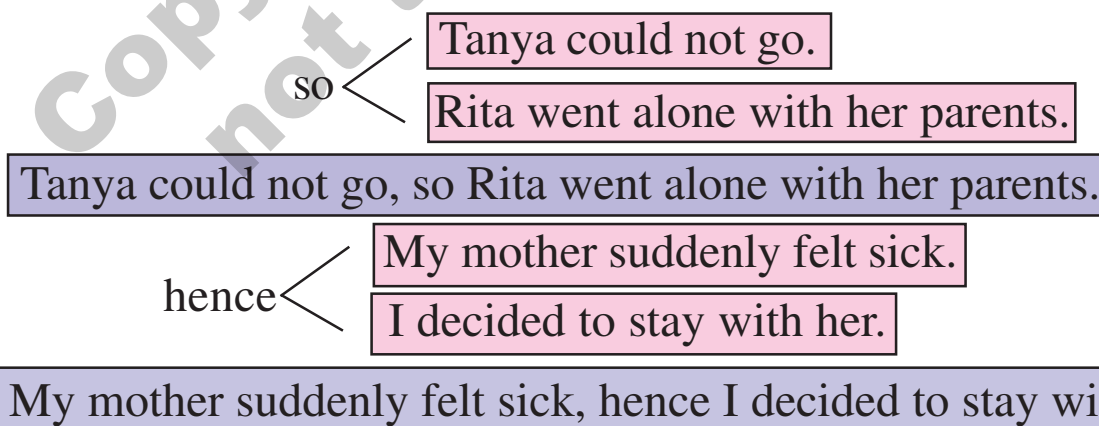
d).....

The teacher will dictate the passage in question 7 (b) and learners will write it in their notebooks.

9. Let's read a phone conversation between Rita and Tanya:

- Tanya** : Hello! Rita are you back from Sivasagar?
Rita : Yes dear, we came back last Friday.
Tanya : I feel I have missed a great chance.
Rita : Very true, Tanya. I asked you to go with us but you couldn't. So I went alone with my parents.
Tanya : I really feel bad about it. My mother suddenly fell sick. I decided to stay with her, and hence I couldn't go.
Rita : No problem! We will plan another visit soon. Anyway, how is your mother now?
Tanya : She is better now and so I'm happy. Next time I won't miss a chance to go on such a journey with you.

Underline the words 'so', 'and', 'but', and 'hence' in the above conversation. They are all linkers of sentences and explain why something happened or did not happen. They always show a cause and effect relationship.



The teacher can show through more examples, the use of these conjunctions.

Now, make a sentence using each of the following. Remember to use capital letters, commas and full stops in the appropriate places.

- a) and -
- b) but -
- c) hence -
- d) so -
- e) therefore -

10. Let's practise punctuation once again. Write the following passage in your notebook. Use capital letters, commas and full stops correctly:

guwahati is a famous city it is the gateway of northeast the city is situated on the bank of the mighty brahmaputra guwahati is famous for saraighat bridge kamakhya temple gauhati university science museum, guwahati planetarium etc. guwahati is a place of historic importance it is the capital city of our state we all love this wonderful city.



11. Look at the picture below:



Work in pairs and ask each other the following questions to get answers:

- a) Where do you see such a scene?
- b) Will you enjoy going to such places?
- c) Why do people visit such a place?
- d) Name the things you see in the picture.
- e) What are the girls doing in front of the shop?
- f) A family is sitting together: can you say where they are sitting and what they are doing?

Now, complete the sentences with some describing words:

The family is having _____ food.

The Spin wheel is really very _____.

The florist is selling _____ flowers.

The children are playing happily with the _____ balloons.

12. Draw a fair that you have visited:



☞ The meaning of the word *florist* should be explained by the teacher.

13. You are preparing for a story telling competition. Read the names of some books:

Sports Star	Stories of Panchatantra	Discovery of India	My Experiments with Truth
-------------	-------------------------	--------------------	---------------------------

Which book will you read and why? Select the answer from the options given below and rewrite it:

I will read 'Stories of Panchatantra' because it is a story book.

I will read 'Sports Star' because it is a sports magazine.

I will read 'Discovery of India' because I want to know about India.

I will read 'My Experiments with Truth' because it is an autobiography.

14. (a) Today is 5th of June. It's World Environment Day.



Work in pairs. Look at the pictures above and say what is happening in these pictures. After completing the discussion, make a slogan on how to save the environment.

14. (b) Now, read the slogans. You can write one on your own in the last box:

Plant trees and
save the world.

Green earth
Clean earth.

Trees are our life.
Do not destroy them.

The teacher will encourage each and every student of the class to speak on the pictures. He/she will help them by explaining the importance of World Environment Day and why we need to observe such a day and why should we plant more and more trees.

Lesson 8

For the Teacher

This lesson begins with an exercise related to picture reading based on learners' knowledge about places of interest, leading them to the text 'A Visit to Sivasagar'.

Listening and Speaking

The pre-reading activity in the lesson ensures that learners speak to their friends and teacher. Activities 7 (a) and (b) are speaking and listening exercises consecutively arranged. Activity 7 (b) is meant for dictation.

Reading and Writing

Learners will read the main text "A Visit to Sivasagar" with comprehension. The teacher will help learners while they read aloud. Activities 4 and 8 will facilitate their understanding of the main text.

In Activity 9 teachers will help learners to read a telephonic conversation between Rita and Tanya. Learners will read it aloud and identify describing words and frame sentences with these in Activity 8.

A picture reading activity has been included in Activity 11. Learners will work in pairs and ask each other the questions that have been incorporated there. They will answer each other and complete the sentences that have been included.

Activity 13 will help learners to prepare for a story telling competition while they read the options provided in the bubbles. Another picture reading activity is included in Activity 14 (a) which will help learners to speak briefly on familiar issues like planting trees and keeping the earth clean.

Vocabulary

In Activity 5 learners will be introduced to new words that appear in the text "A Visit to Sivasagar".

Grammar Focus

Use of 'hence' and 'so' is introduced in Activity 9. Reinforcement and evaluation of linkers is also made in Activity 9. Activity 10 is a practice exercise of appropriate punctuation marks. Learners will use capital letters, commas and full stops correctly.

Learning Outcomes:

The learner –

1. reads subtitles on T.V., titles of books, news headlines, pamphlets and advertisements
2. infer the meaning of unfamiliar words by reading them in context
3. writes/types dictation of short paragraphs (7-8 sentences)
4. uses punctuation marks appropriately in reading aloud with intonations and pauses such as question mark, comma and full stop
5. uses punctuation marks appropriately in writing such as question mark, comma, full stop and capital letters
6. speaks briefly on a familiar issue like conservation of water: and experiences of day to day life like visit to a zoo; going to a mela
7. presents orally and in writing the highlights of a given text/a short speech/narration/video, film, pictures, photographs, etc.



Persons associated with the development of the Textbook for English in Class - IV

Members of the Steering Committee

1. Commissioner & Secretary to the Govt. of Assam, Elementary Education Department, Assam : Chairperson
2. Mission Director, SSA, Assam : Vice Chairperson
3. Director, SCERT, Assam : Member Secretary
4. Director, Elementary Education, Assam : Member
5. Executive Director, SSA, Assam : Member
6. Director, ELTI, Assam, Guwahati : Member
7. Dr. Mizo Prova Borah, Lecturer cum HoD, Languages, SCERT, Assam : Member Co-ordinator
8. Dr. Ajanta Brahma, Reader, SCERT, Assam : Member
9. Apurba Thakuria, SPO, TT & Pedagogy, SSA, Assam : Member
10. Mazafar Ali, State Consultant, TT & Pedagogy, SSA, Assam : Member
11. Surajit Kalita, State Consultant, TT & Pedagogy, SSA, Assam : Member

Reviewers and other Representatives in the Workshops for Review

- Sawpon Dowerah, Former A.O., SEBA
- Prof. Padmini Bhuyan Boruah, Dept. of ELT, Gauhati University, Assam
- Dr. Mizo Prova Borah
- Ranjit Kumar Kalita
- Samhita Malini Baruah
- Chitra Lekha Sarma
- Mazafar Ali
- Diganta Kalita

Technical Assistance

- Mridul Sarma
- Praponsa Borah

Members of the Academic Core Group

1. Sawpon Dowerah
2. Dr. Mizo Prova Borah
3. Ranjit Kumar Kalita
4. Krishna Dutta Deka
5. Samhita Malini Baruah
6. Chitra Lekha Sarma
7. Parameswar Das
8. Mazafar Ali

Resource Persons/Participants/Facilitators in charge in the Workshops for developing the textbook

1. Prof. Madan M. Sharma
2. Dr. Partha Sarathi Misra
3. Sawpon Dowerah
4. Dr. Mizo Prova Borah
5. Krishna Dutta Deka (TLM for Teacher Support)
6. Samhita Malini Baruah (Compiling, Illustration, Editing Activities)
7. Parveen Ahmed (Teacher Notes/ Compiling and Editing)
8. Chitra Lekha Sarma (Compiling and Editing Activities)
9. Mazafar Ali (Resource Support)
10. Hirendra Kumar Kalita (Local Specific Elements for Classroom Transaction)
11. Rajlakshmi Sarma (Compiling Activities)
12. Diganta Kalita (Teacher representative for textbooks on trial in school)
13. Dr. Juri Devi (Resource Centre Management & Textbook Analysis for Activities related to gender)
14. Piyanu Boruah (Documentation)

Illustrators

1. Ananta Gogoi
2. Sankar Kalita
3. Horojyoti Sarma

Academic Coordinator

Dr. Mizo Prova Borah

DTP Operators

1. Rinku Deka
2. Himangshu Hazarika

If you find yourself helpless or if you come across a child (0-18 years of age) who is helpless or in distress, dial CHILDLINE Emergency Number '1098' (Toll- Free)



HELP ME SURVIVE, I WILL TAKE CARE OF YOU.

**EDUCATION (ELEMENTARY) DEPARTMENT
GOVERNMENT OF ASSAM**