



The State Council of Educational Research and Training (SCERT)
Telangana.

Our World through English Class X

Free distribution by T.S. Government



Published by
THE GOVERNMENT OF TELANGANA STATE
Department of School Education

Free distribution by T.S. Government

Energized Text Books facilitate the students in understanding the concepts clearly, accurately and effectively. Content in the QR Codes can be read with the help of any smart phone or can as well be presented on the Screen with LCD projector/K-Yan projector. The content in the QR Codes is mostly in the form of videos, animations and slides, and is an additional information to what is already there in the text books.

This additional content will help the students understand the concepts clearly and will also help the teachers in making their interaction with the students more meaningful.





At the end of each chapter, questions are provided in a separate QR Code which can assess the level of learning outcomes achieved by the students.



We expect the students and the teachers to use the content available in the QR Codes optimally and make their class room interaction more enjoyable and educative.

Let us know how to use QR codes

In this textbook, you will see many printed QR (Quick Response) codes, such as 

Use your mobile phone or tablet or computer to see interesting lessons, videos, documents, etc. linked to the QR code.

Step	Description
A.	Use Android mobile phone or tablet to view content linked to QR Code:
1.	Click on Play Store on your mobile/ tablet.
2.	In the search bar type DIKSHA .
3.	
	will appear on your screen.
4.	Click Install
5.	After successful download and installation, Click Open
6.	Choose your preferred Language - Click English
7.	Click Continue
8.	Select Student/ Teacher (as the case may be) and Click on Continue
9.	On the top right, click on the QR code scanner icon  and scan a QR code  printed in your book
	OR
	Click on the search icon  and type the code printed below the QR code, in the search bar. (Q)
10.	A list of linked topics is displayed
11.	Click on any link to view the desired content
B.	Use Computer to view content linked to QR code:
1.	Go to https://diksha.gov.in/tehrangana
2.	Click on Explore DIKSHA-TEHRANGANA
3.	Enter the code printed below the QR code in the browser search bar (Q)
4.	A list of linked topics is displayed
5.	Click on any link to view the desired content



Our World through English

Class X

TEXTBOOK DEVELOPMENT & PUBLISHING COMMITTEE

Chief Production Officer : **Dr. G.Gopal Reddy**
Director, SCERT, Hyderabad.

Chief Production Organiser : **Sri B. Sudhakar**
Director, Govt. Textbook Press,
Hyderabad.

Organising Incharge : **Dr. Nannuru Upender Reddy**
Prof. & Head, Curriculum and Textbooks
Department, SCERT, Hyderabad.

QR Code Team



Published by
The Government of Telangana, Hyderabad.



© **Government of Telangana, Hyderabad.**

First Published 2014
New Impression 2015, 2016, 2017, 2018, 2019,
2020, 2021

All rights reserved

No part of this publication may be reproduced, stored in a retrieval system, or transmitted, in any form or by any means without the prior permission in writing of the publisher, nor be otherwise circulated in any form of binding or cover other than that in which it is published and without a similar condition including this condition being imposed on the subsequent purchaser.

The copyright holder of this book is the Director of School Education, Hyderabad, Telangana.

This book has been printed on 70 G.S.M. Maplitho
Title Page 200 G.S.M. White Art Card

Free Distribution by T.S. Government 2021-22

Printed in India
at the Telangana Govt. Textbook Press,
Mint Compound, Hyderabad,
Telangana.

Textbook Development Committee

English - Class X

Members

Sri Navuluri Peraiah, SA, ZPHS, Ponnaluru, Prakasam District.
Sri Y.G.K. Murthy, Staff Tutor, DIET, Khammam Dist.
Sri K. Venkata Rama Rayudu, OIC, ELTC, DIET, E.G. Dist.
Sri G. Sreenivasa Rao, SA, ZPHS, Kankipadu, Krishna Dist.
Dr. T.T.P. Mohan Babu, Lecturer, GDC, Porumamilla, Kadapa Dist.
Smt. K. Indira, PGT in English APRS(G), Vikarabad, Ranga Reddy Dist.
Sri K. Srinivas Reddy, SA, ZPHS, Kasimdevipet, Warangal Dist.
Sri Ch. Pradyumna Kumar, OIC, ELTC, DIET, Karimnagar Dist.
Sri K. Ramesh Rao, SA, GHS, Huzurabad, Karimnagar Dist.
Sri V. Johnson, SA, ZPHS, Poranki, Krishna Dist.
Sri K. Janaki Ramaiah, SA, ZPHS, Adipudi, Prakasam District.
Smt G. Rajanikantha Kumari, Chief Tutor, DCE, Guntur Dist.

Chief Coordinator

Dr. P. Jani Reddy, Lecturer, DIET, Vikarabad, Ranga Reddy Dist.

Advisors

Dr. D. Kanaka Durga, Rtd. Prof. Osmania University, Hyderabad.
Sri P. Nageswara Rao, Principal, GJC, Thungathurthy, Nalgonda Dist.

Editors

Dr. Amrit Lal Khanna, ELT Consultant, Rtd. Associate Prof., University of Delhi.
Dr. K.N. Anandan, Linguist and ELT Consultant, Kerala.

Chief Editor

Dr. Rama Kant Agnihotri, Rtd. Professor, University of Delhi.

Illustrators

Mr. K. Srinivas, HM, ZPHS, Kurmedu, Nalgonda Dist.
Mr. K. Babu, HM, ZPHS, Vajjapally, Nizamabad Dist.
Mr. Beera Srinivas, Teacher, Burgampahad, Khammam Dist.
Mr. T.V. Ramakishan, DM, ZPHS, Duddeda, Medak Dist.
Mr. K. Srinivas, Art Teacher, ZPHS, Kopalle, W.G. Dist.

Layout Design

Anchala Designing Solutions, Narayanaguda, Hyderabad
Mr. Kannaiah Dara, Graphic Designer, SCERT, Hyderabad

Preface

The State Council of Educational Research and Training has developed the State Curriculum Framework - 2011 and Position Papers in tune with the National Curriculum Framework - 2005 and the Right to Education Act - 2009. Accordingly a new set of textbooks has been designed to be introduced in a phased manner. In the year 2012-13, the first of this series of textbooks was developed for classes I, II, III, VI, and VII. In the year 2013-14 for classes IV, V, VIII and IX and for class X textbook in 2014-15. Practicing teachers have been involved in the production of the textbooks along with the state level and national level experts.

Hitherto, English was introduced in Non-English Medium Schools in class III. The State Government introduced English for the first time in class I in 2011-12 in all Non-English Medium Schools also. In the year 2012-13, English has been introduced in class II in all Non-English Medium Schools. With this, all classes from I to X will have English as one of the subjects, irrespective of the medium of instruction. Therefore, in order to have parity among students of English and non-English medium, a common English textbook has been introduced in all media from June 2012. Moreover, since IT enabled learning, multilingualism, and language across the curriculum would greatly enhance the child's learning, it would not be a problem for the non-English medium child to learn English as effectively as the child in English medium does. This single textbook norm is already in practice in many states including Tamilnadu, Bihar, and Kerala. Further, students of all media have a common English Textbook at Intermediate level in our state.

This textbook, **“Our World through English”** class X, is an integrated one in the sense it has the Main Reader component, the Supplementary Reader component and the Workbook component interwoven into a single textbook. Hence, these components are found in each and every unit. The language skills listening, speaking, reading, and writing are integrated in the larger context of the themes as suggested in NCF - 2005. The activities are so designed as to ensure the holistic treatment of language.

Inclusion of Gender Sensitivity and Child Sexual Abuse in School Text Books published by School Education Department with support of UNICEF is taken up to ensure protection of children through various interventions like personal safety rules, gender sensitivity, child sexual abuse, self esteem and life skills. In these areas safety mechanisms and laws related to child protection are taken care of. Hence, the teachers must know about these things and bring awareness among all the stakeholders.

The main aim of teaching English is to help learners evolve themselves as independent users of English. I hope this textbook will help teachers and students achieve this by making the teaching-learning process effective.

I thank all the institutions and experts at the state and national level, the members of the Textbook Production and Development Committees, the staff members of the SCERT, T.S. Hyderabad and all others who have contributed directly or indirectly for the successful production of this textbook.

Any suggestions for the improvement of this book are welcome.

27-11-2013
Hyderabad

Director
SCERT., Hyderabad.

Contents

Unit Theme	Reading Texts	Syllabus Coverage	Page No.
1. Personality Development	A. Attitude Is Altitude B. Every Success Story Is also a Story of Great Failures C. I will Do It	June	1-32
2. Wit and Humour	A. The Dear Departed (Part - I) B. The Dear Departed (Part - II) C. The Brave Potter	July	33-74
3. Human Relations	A. The Journey B. Another Woman (Poem) C. The Never-Never Nest	August	75-98
4. Films and Theatre	A. Rendezvous with Ray B. Maya Bazaar C. A Tribute	September	99-132
5. Social Issues	A. The Storeyed House (Part - I) B. The Storeyed House (Part - II) C. Abandoned (Poem)	October	133-162
6. Bio-Diversity	A. Environment B. Or will the Dreamer Wake? (Poem) C. A Tale of Three Villages	November	163-194
7. Nation and Diversity	A. My Childhood B. A Plea for India (Poem) C. Unity in Diversity in India	December	195-222
8. Human Rights	A. Jamaican Fragment B. Once upon a Time (Poem) C. What Is My Name?	January	223-249
Appendices			
Texts for Listening			250-255
About the Textbook and Assessment Procedures			256-260

ACKNOWLEDGEMENTS

The State Council of Educational Research and Training, Andhra Pradesh is most grateful to the following for their valuable contributions in the development of this book - Professor R.K.Agnihotri, Dr.A.L.Khanna and Dr. K.N.Anandan.

The Council also thanks the following authors, copyright holders for permission to use stories, articles, and poems included in this book.

Attitude Is Altitude from Daily Mail, Every Success Story Is also a Story of Great Failures by Shiv Khera, I will Do It by Sudha Murthy, The Journey by Yeshe Dorjee Thongchi, Another Woman by Ms. Imtiaz Dharker, Rendezvous with Ray from Frontline, Maya Bazaar from The Hindu, A tribute with the help of Dr. B. Syama Sundari, A abandoned by Dr. Suraya Nasim, Environment from www.gbmna.com, Or will the Dreamer Wake? by Medora Chevalier, My Childhood by APJ Abdul Kalam, Once upon a Time by Gabriel Okara and What Is My Name? by P. Satyavati..

It has not been possible to trace the copyright in all the cases. The publishers apologise for any omissions and would be glad to hear from any such unacknowledged copyright holders.

OUR NATIONAL ANTHEM

- *Rabindranath Tagore*

Jana-gana-mana-adhinayaka, jaya he

Bharata-bhagya-vidhata.

Punjab-Sindh-Gujarat-Maratha

Dravida-Utkala-Vanga

Vindhya-Himachala-Yamuna-Ganga

Uchchhala-Jaladhi-taranga.

Tava shubha name jage,

Tava shubha aasisha mage,

Gahe tava jaya gatha,

Jana-gana-mangala-dayaka jaya he

Bharata-bhagya-vidhata.

Jaya he, jaya he, jaya he,

Jaya jaya jaya, jaya he!

PLEDGE

- *Pydimarri Venkata Subba Rao*

India is my country. All Indians are my brothers and sisters.

I love my country, and I am proud of its rich and varied heritage.

I shall always strive to be worthy of it.

I shall give my parents, teachers and all elders respect,
and treat everyone with courtesy. I shall be kind to animals.

To my country and my people, I pledge my devotion.

In their well-being and prosperity alone lies my happiness.

Note to the students

Dear Student,

- ◆ As you all know, your English textbook is student-friendly and interactive in nature.
- ◆ The new teaching methods and the activities given in the textbook demand your active participation.
- ◆ The questions the teacher asks at various stages of learning may have more than one answer;
- ◆ you are expected to express your ideas and thoughts freely.

What you have to do

- ◆ You learn most of the things through interactions, discussions and sharing; better learning takes place when you participate in them actively.
- ◆ Try to understand the main ideas by guessing the meanings of words and sentences. You may use the glossary given at the end of the text or use a dictionary.
- ◆ Try to identify the features of the text (such as story, essay, poem, etc.) you are reading and share them with your classmates.
- ◆ While working in groups, take turns to share what you could understand, what you could not understand and the parts you liked the most.
- ◆ Think critically (offer multiple points of view) to answer the questions the teacher asks you.
- ◆ Your teacher will give you a possible writing task (conversation, description, narrative, etc.) after reading a part of the text. Brainstorm the task in the whole class and then attempt it individually and present it before the group /class.
- ◆ After getting further inputs/feedback from your teacher / group, work individually to improve your writing. Share your writing with your group to refine it.
- ◆ The project work and the study skills are as important as the other components in a unit.
- ◆ Most of the examination will be text independent. You will get unseen texts to answer writing tasks relating to language.
- ◆ At the end of each unit you will find a page meant for self assessment. You are expected to read the statements and respond to them.
- ◆ Since most of the examination will be text independent, the guides and question banks may not be of much use to you for your examinations.
- ◆ You can improve your language by interacting in English with your friends and teachers and by reading stories, newspapers, etc. and by listening to and watching, English programmes on TV.
- ◆ If you are not able to express your ideas in English, you can share them in your mother tongue. Later, collectively decide how to say it in English.

Wish you happy learning!