





15 Money



Raju has the following coins and currency notes. Say what value they are of.

Coins

50

 Paise

1

 rupee

2

 rupees

5

 rupees

Currency Notes




5

 rupees

10

 rupees




20

 rupees

50

 rupees



Get your pupils to observe the pictures of coins and currency notes. Let them understand the value of each coin and note.

122

(a) Put '✓' in the box under the one-rupee coin.






(b) Put '✓' in the box under the five-rupee coin.






(c) Put '✓' in the box under the five-rupee note.






Get your pupil to understand the instructions and solve the exercises themselves.

123

Free Distribution by A.P. Government

(d) Put '✓' in the box under the ten-rupee note.






(e) Write what the following coins are.






rupees
 rupee
 rupees

(f) Write what the following notes are.

rupees
 rupees






 rupees



Get your pupil to understand the instructions and solve the exercises themselves.



124




(g) Observe and say.















Get your pupil to understand the instructions and solve the exercises themselves.

125

Free Distribution by A.P. Government

(h) Match the notes on the left, with the change that is equal to on the right.

Get your pupils to observe the value of the notes on the left. Ask them to observe the total value of the coins on the right. Let them match the amounts of equal value.