



My Pet



My name is Valli.
This is my pet, Chittu.
Do you have a pet?





78





Hello Song

Good morning to you,
and you and you.
Let's say hello
As loudly as we can.
Hello!

Good morning to you,
and you and you.
Let's say hello
As quietly as we can.
Hello!





Let us learn

On My Way

Hi, you are pretty!
What is your name?

Hi, I am Daisy.

Hello Daisy, my name is Chittu.



I am Valli.
What is your name?

I am Butterfly.

Hey, you are so colourful.



80





Ah, a beautiful tree!
Look at this, it is big!

What is your name?

I am Mango tree.

We all have names.

What is your name?

Note to the teacher: Talk about the names of things in the picture. Ask children to name what they can see outside the class and what they see on their way to school. The teacher will say the names. The children will identify them in the picture.





Alphabet Jungle



The **A** is in its hill.
Ant

The **B** is in its cave.
Bear

The **C** is on the tree.
Cat

The **D** is in its house.
Dog

The **E** is in the forest.
Elephant

The **F** is in its hole.
Fox

The **G** is in the shed.
Goat

The **H** is in the farm.
Horse

The **I** is in the lake.
Ibis

Note to the teacher: Read out the story. Emphasize on the letters of the alphabet. Teach the ABC song and sing it with them.





Let us write



Sing aloud.



Come little children, come to me

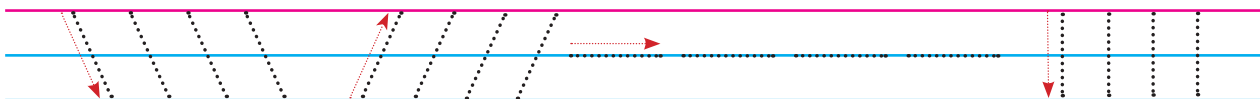
I will teach you ABC

ABCDEFGH IJK LMNOP

LMNOPQRST UVWXYZ



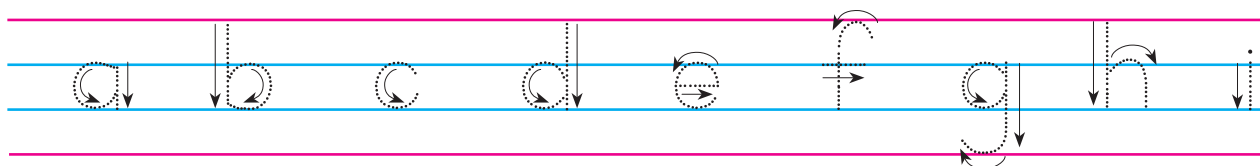
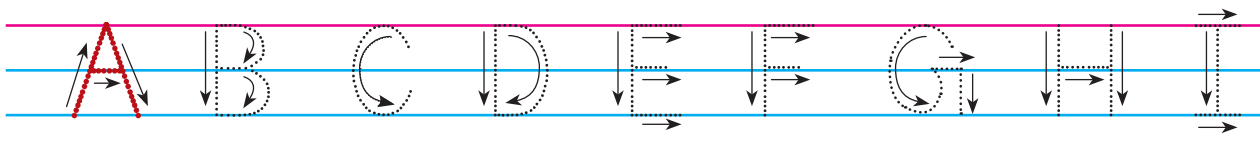
Trace the strokes.



Trace the curves.

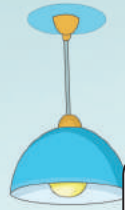


Trace the letters.

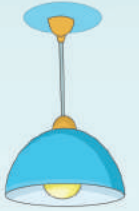




Look and say



light



air conditioner



projector



smartboard



window

door



laptop



girl



boy



pencil



stool



book



bag




84



notebook





Note to the teacher: Practise vocabulary using the picture. Ask children to name the things in the picture and point to the same items in the classroom.

85





Circle time - Let us talk

What is it?



A

Divide the class into two groups A and B. Ask one child in group A to hold an object/ picture flashcard (pen, pencil, book, notebook etc.) and the children in group A ask, "What is it?" Let Group B reply, "It is a book." Continue with other objects.



It is a book.



B

Let us practise

Read aloud.

It is a .



It is a .



It is a .



It is a .



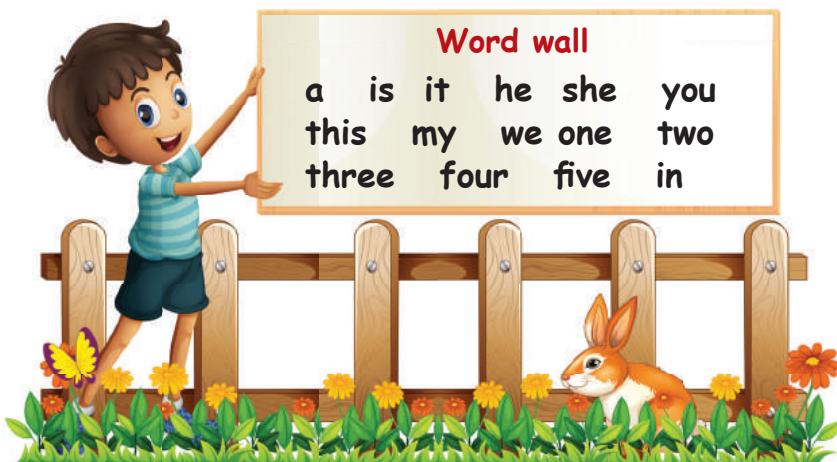
It is a .



It is a .



Let us do



Word wall

a is it he she you
this my we one two
three four five in



Word wall activity

Say it.... shout it....

Display the words on the board and have them in chits.

Put the chits in a box.

Ask a child to take a word chit.

Encourage him/her to say the word aloud and let other children repeat it a few times.

Say it again and encourage children to shout out the word. Practise all the words similarly.





Let us learn



My Pet

Valli meets her friends on the way.

Hey Chittu, meet my friends
Ahamed and Andy.

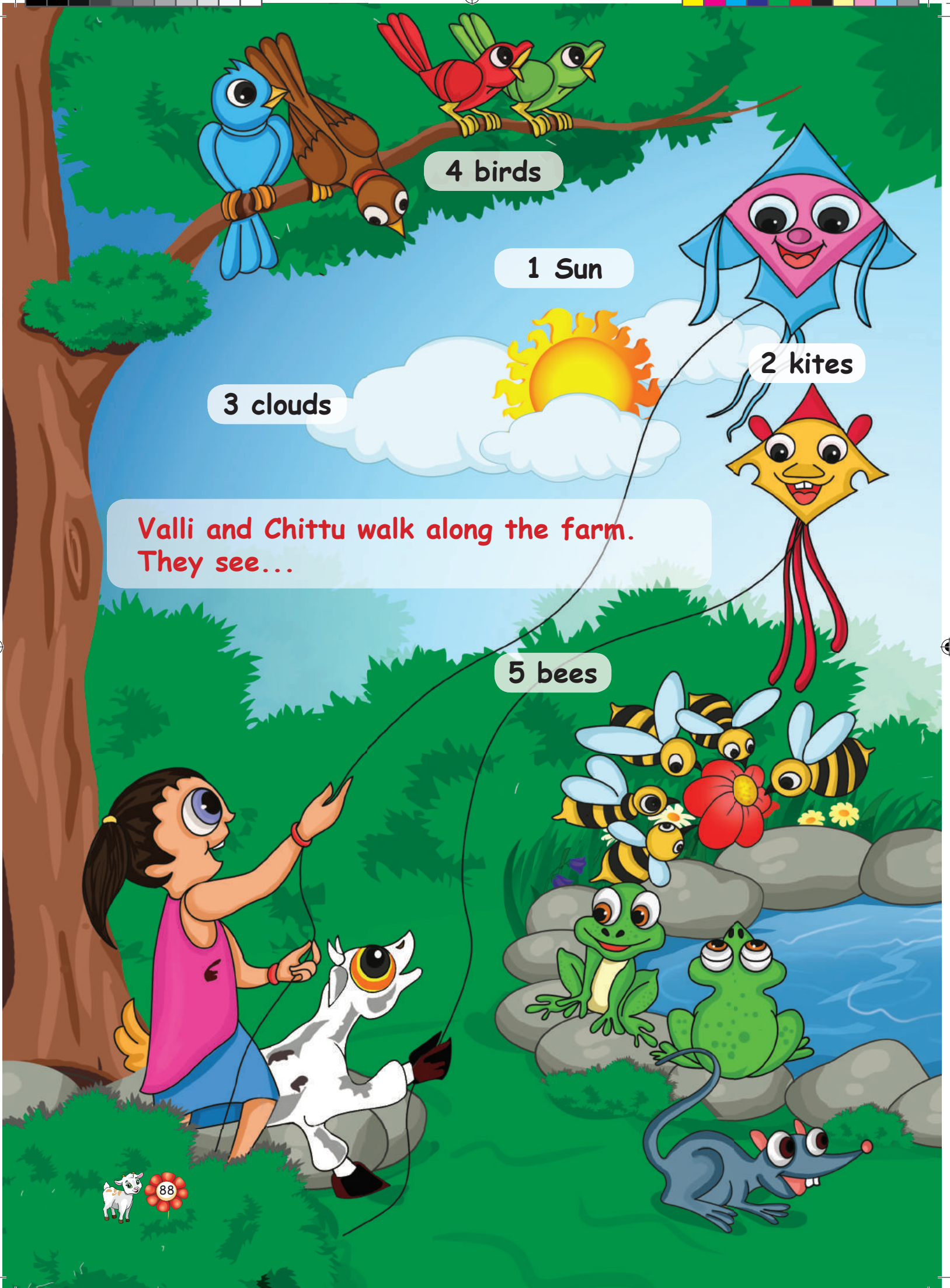
Hi, Valli.

Ah, who is this?

This is Chittu.
She is a kid.
She climbs and jumps.
She eats grass.
She loves fruits.
She eats bananas,
leaves and roots.

Note to the teacher: Read out the story and get children to name the things and ask their friends' names in the picture. Ask questions about their pet and allow children to respond in the home language too.





Valli and Chittu walk along the farm.
They see...

4 birds

1 Sun

3 clouds

2 kites

5 bees





They also see

two squirrels

one cat

five dogs

four frogs


three rats



Let us understand



Valli walks along the farm. What does she see there? Tick (✓) them.




Count and tick (✓).



three

four



one

two



two


three

Listen, think and say.

1. Do you have a pet?
2. What is your pet's name?
3. What does it eat?
4. How do you play with it?



Think Zone - Circle the odd one.






Let us say



Listen to the sound and repeat.



Listen and say.



Blend and say.



Let us do



Word wall activity



Word Relay

Display the flashcards of words on the board. Invite a child to come forward and whisper the word. Let him/her say it to the class. Make the class repeat it. Continue with another student. Make him/her say a new word along with the previous one. Let the class repeat it. Continue till all the words are practised.

Note to the teacher: Show the flash cards of the letters. Say the sound of each letter aloud and get children to repeat it. Say the sounds as follows:
a /æ/ t /t/ p /p/ n /n/





Let us practise



Read aloud.

It is an ant. 

It is a tap. 

It is a pan. 

It is a pot. 

Help the bird reach its nest. Follow and colour 'a' sound words.



pan

tan

nap

pin

bin

put

fin

pot

tap

ant

tan

nap

tan

pat

hit

hot

nap

pat

cot

tap

hat

pat

pan

ant

nap

pan


tan



Say aloud.



Ant had a nap
on the tap
tap... tap... tap.
Ant had a nap
on the pan
pan... pan... pan.



I can do



I. Listen and say.

- a. What is your name?
- b. Who is Valli's pet?
- c. Which flower do Valli and Chittu see?



II. Read aloud.

ant

an ant

It is an ant.

pan

a pan

It is a pan.


III. Look and match.



girl
fan
stool
book



IV. Tick the right one.




three

four



one

two



two

three

V. Write the missing letters.





VI. Recite any one of the poems from the lesson.





Learning outcomes

Now I can...



Note to the teacher: Ask children to colour the apple when they achieve the learning outcome.

