

14 Rupees and Paise



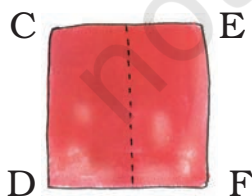
* Take a sheet of paper and make a fold at the centre.

* Fold the two corners 'A' and 'B' to meet at the dotted line.

* Now the sheet will look like this —

* Fold the top part of the sheet backwards so that the back of the sheet looks like this —

and the front looks like this —

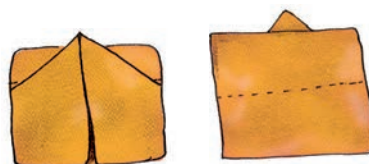


* Place the front side of the sheet up and fold the edges CD and EF to meet at the dotted line.


Now it will look like this:



- * Fold down the top along the dotted line so that the figure now looks like this:



- * Fold the back flap down and the money purse is ready!



Money for Our Purse

- * Collect different coins.
- * Keep a coin on a flat table. Place a thin paper on it.
- * With one hand hold the paper tight. Rub the tip of the pencil over the paper softly to trace the coin.
- * Slowly the face of the coin will appear.
- * Cut out the traced coins and keep them in your purse.



Now make notes by cutting paper and writing the value of the note on each.



Money Game

★ Use notes and coins to show the following amounts of money (you can also keep some money in the purse you had made).

– Twenty-six rupees



– 4 rupees 75 paise

– 78 rupees

– 130 rupees

– 8 rupees 75 paise

– 53 rupees




Write the amounts of money shown by the notes and coins.



One hundred one rupees



Shopping



B. Find out the total cost of:

- * One toy giraffe, one copy and a glass of lemon juice Rs _____
- * One glass of milk, one packet of biscuits and a banana Rs _____
- * One notebook, two pencils and two erasers _____
- * Two tops, three toffees and two bananas _____

C. What can you buy if you have a twenty-rupee note?

- * 1 toy car, 1 lemon juice, 1 banana
- * _____, _____, _____
- * _____, _____, _____
- * _____, _____, _____
- * _____, _____, _____



Cash Memo Self Service Store			
Item	Rate per Item	Rs	Paise
	Total		

D. You need to make a cash memo for the things you bought.

Before adding, first guess how much money will be needed.
Then find the total and check your guess.

Monu prepared the following cash memos:

Check the cash memos and correct them if you find a mistake.

Cash Memo Self Service Store				Cash Memo Self Service Store				Cash Memo Self Service Store			
Item	Rate per Item	Rs	Paise	Item	Rate per Item	Rs	Paise	Item	Rate per Item	Rs	Paise
1 Ball	7	7	00	1 Toy car		15	00	1 Toy car	6.50	6	50
3 Pencils	2.50	7	50	3 Glass milk	3.50	10	00	3 Pencils	2.50	7	50
5 Toffees		2	50	4 Notebooks	5	20	50	7 Toffees	.50	3	50
Total		17	00	Total		45	00	1 Biscuit	4.50	4	50
								Total		21	50

* Add the following:

a) Rs 12.50

+ Rs 13.00

b) Rs 55.50

+ Rs 14.00

c) Rs 30.00

+ Rs 31.50

* Subtract the following:

a) Rs 25.50

– Rs 11.50

b) Rs 103.50

– Rs 62.00

c) Rs 19.50

– Rs 7.00

E. You have 30 rupees with you. Find out how much money will be left after buying the following items:

* One ball, one doll and one toy giraffe

Total cost _____. Money left _____.

* Two bananas, one pack of biscuits and two glasses of lemon juice.

Total cost _____. Money left _____.






* Three notebooks, two pencils and two erasers.

Total cost _____. Money left _____.

Practice Time

A. Three friends wanted to buy a cricket bat and ball.

Bina had Rs 48.50, Raman had Rs 55.50 and Venu had Rs 38.00. How much money did they have in all?



B. Hari booked a railway ticket for Rs 62.50. He gave a 100-rupee note. How much money will he get back with the ticket?

C. Gita and her friends went shopping. She bought things for Rs 58, Rs 37 and Rs 22. Gita had a hundred-rupee note. How much money should she borrow from her friends to pay the bill?



D.

Mumbai News

Children Freed from Factory



10 young children working in a bangle factory were set free today. A news reporter and the police found them in a sad condition. The factory made the children work very hard. It paid them only Rs 80 a day.

The children are happy to go back to their homes in their village. They will go to a special school so that they can learn to study like other

children their age. By making children work, the factory tries to save money. The police will now take action.

Let us see how much money the factory tries to save.

Money 1 older worker should get = Rs 513 a day

Money 1 child is paid = Rs 80 a day

On 1 person the factory saves Rs 513 – _____ = Rs 433 a day

On 10 persons the factory saves

Rs 433 × 10 = Rs _____ a day

Find Out

In your area are there shops or factories where young children are made to work?

Talk to some of these children.

How much are they paid there?

Understanding of 'money' need not only be about buying or selling. Teachers can talk about children's experiences of related issues, such as, wage and work etc.

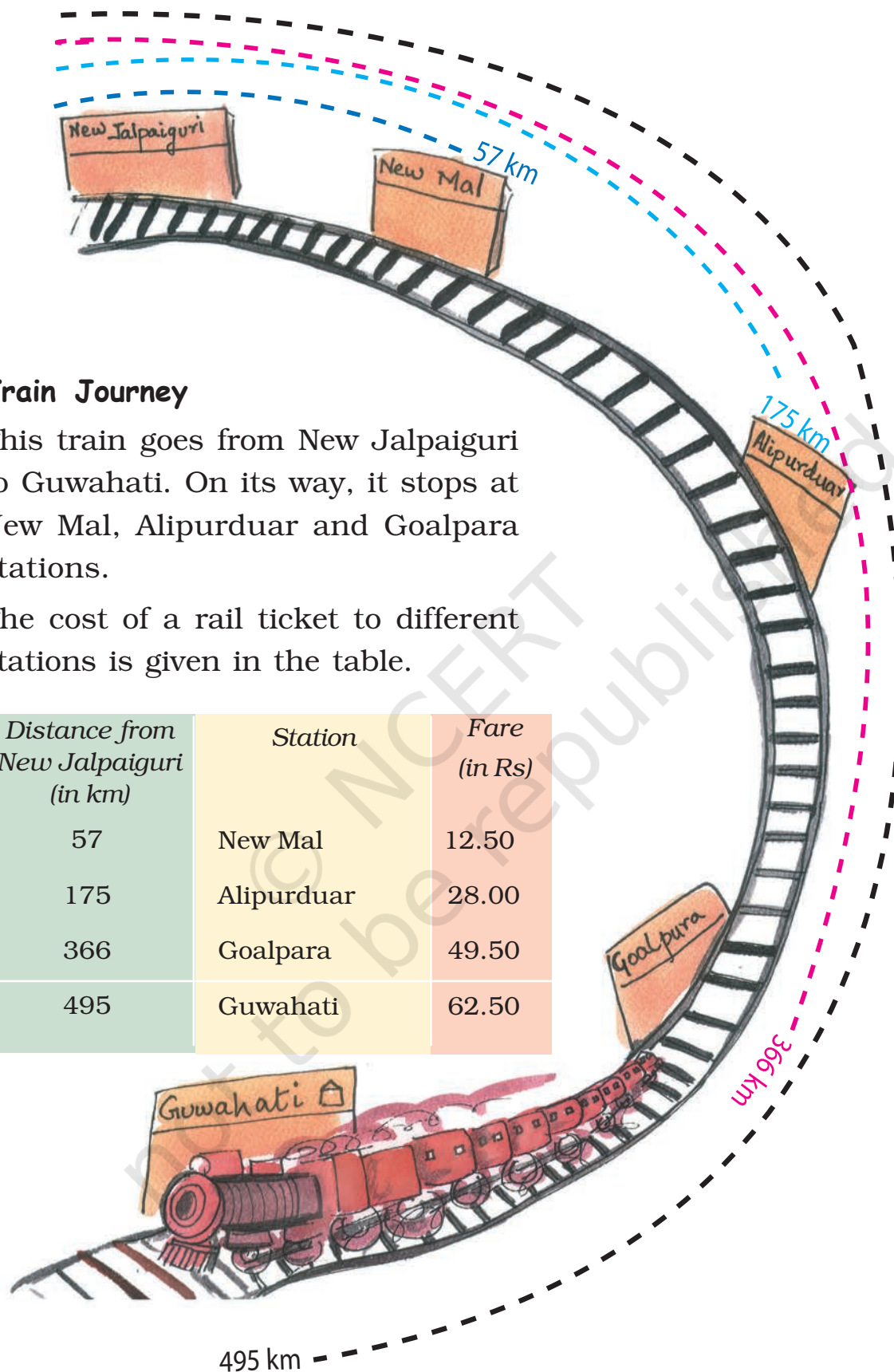


Train Journey

This train goes from New Jalpaiguri to Guwahati. On its way, it stops at New Mal, Alipurduar and Goalpara stations.

The cost of a rail ticket to different stations is given in the table.

Distance from New Jalpaiguri (in km)	Station	Fare (in Rs)
57	New Mal	12.50
175	Alipurduar	28.00
366	Goalpara	49.50
495	Guwahati	62.50



Find the distance:

- a) From New Mal to Guwahati _____
- b) Between New Mal and Goalpara _____
- c) From Alipurduar to Guwahati _____
- d) Between New Mal and Alipurduar _____
- e) From Goalpara to Guwahati _____

Find the cost of tickets:

- a) Bhupen is going from New Jalpaiguri to Alipurduar.
What is the cost of his ticket?
- b) Indira has to go from New Jalpaiguri to Goalpara.
How much does she pay for the ticket?
- c) Debu, Shoma and Gobind are going from New Jalpaiguri to
New Mal. What amount will they pay for three tickets?
They give a Rs 50 note for the tickets. How much money will
they get back?

