

## 2. MURLI'S MANGO TREE

### A. Warmer

**Name the trees that give fruits.**

One day Murli ate a mango. He threw the seed behind his house. Many months later, he saw a plant. He watered the plant everyday. The plant grew into a big mango tree. Every summer, many mangoes grow on it. Murli and his friends eat them. Now Murli has become old. But the tree gives mangoes even today. Murli's children also eat the mangoes.



### GLOSSARY

seed	(सीड)	बीज	behind (बिहाइन्ड)	पीछे
watered	(वाटःड)	पानी पटाया	plant (प्लान्ट)	पौधा
grew	(ग्रू )	बढ़ा	friend (फ्रेंड)	मित्र



BLOSSOM PART - III

### B.1. Think and Tell

Answer these questions orally in a phrase or sentence:

1. Which fruit did Murli eat?
2. When did Murli water the plant?

### C.1. Think and Write

Answer the following questions:

1. Name some trees which you find near your school.

---


---

2. In which season does the mango fruit grow?

---

---

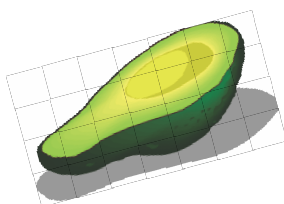
### D.1. Match the pictures of fruits with their names:



Papaya



Mango



Banana



MURLI'S MANGO TREE




Jackfruit



Guava

**E.1. Let's read, speak and write.**

Work in pairs and say the following:




Is this a coconut tree ?

No, it's not.

Is this a mango tree?

Yes, it is.



BLOSSOM PART - III

Ask and answer the following questions by saying 'yes, it is.' or 'No, it's not':

1. Is this an apple ?



-----

2. Is this a mango ?




-----

3. Is this a tree?



-----

4. Is this a plant?



-----

5. Is this a fruit?



-----

**G.1. Read aloud**

Read the following words aloud:

mango	threw	seed	plant
water	summer	old	grow
children	saw	later	behind



MURLI'S MANGO TREE

**G. 2. Read the following words aloud and add two more words that end with the same sound:**

ate	.....	.....
grew	.....	.....
seed	.....	.....
old	.....	.....

**H.1. Collect and Paste**

**Collect leaves of a few different trees and paste them here:**