

CHAPTER – 11

FROM HERE TO THERE

Page No 67:

Question 1: How did you like the poem?

- Have you ever travelled in a train? When?
- Can a train move anywhere? Why?
- What is meant by ‘roads of iron’?

Answer:

- *Students are advised to write the answer on their own.*
- No, a train moves in well-defined railway lines.
- ‘roads of iron’ refers to the railway lines which are made of long steel rods.

Question 2: What places did the train pass by? Make a list.

Answer:

The train passes by the following places:

| | | | |
|----------------------------------|---------------------|---------------------|--------------------------|
| <u>Meadows</u> | <u>Hills</u> | <u>Temples</u> | <u>Mills</u> |
| <u>Village (Wells and fairs)</u> | <u>Green fields</u> | <u>Broken walls</u> | <u>Potato</u> |
| <u>field</u> | <u>Clustered</u> | <u>huts</u> | <u>Bridges and paths</u> |
| <u>ghats</u> | <u>Tea-shops</u> | | <u>Dhobi-</u> |

Question 3: Which vehicles have you travelled in? Write their names in your notebook.

Answer:

***Disclaimer:** The purpose of this section is to make the students observe their surroundings. The answer may vary from student to student based on his/her observation. It is highly recommended that the students prepare the answer on their own.*

Page No 70:

Question 1: Which all vehicles did the children travel in?

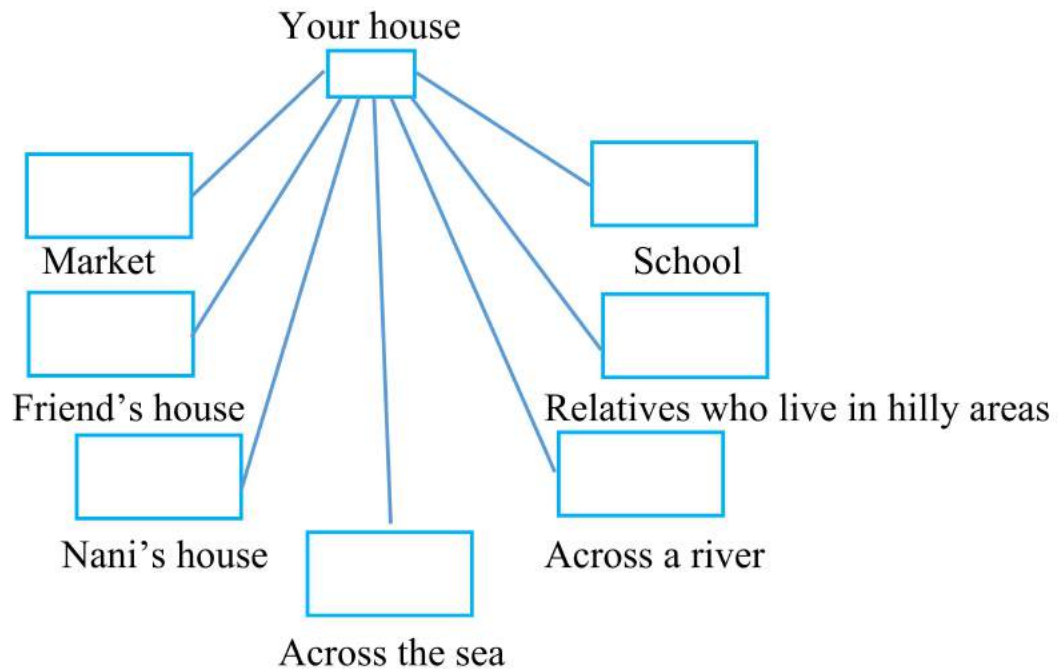
| | | | |
|-------|-------|-------|-------|
| _____ | _____ | _____ | _____ |
| _____ | _____ | _____ | _____ |
| _____ | | | |

Answer:

The following vehicles were used by children while travelling: Bus Train Boat Cycle Bullock-cart

Apart from this, car, palanquin, aero plane, taxi, horse and cycle rickshaw are also mentioned in the text.

Question 2: How would you choose to go from your house to the places written below? Write in the box.











Answer:

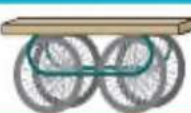


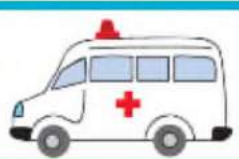




Disclaimer: Students are advised to prepare the answer on their own.

Page No 71:

Question 1: Write in front of each picture what the vehicle is used for. In the spaces provided, draw the pictures of some other vehicles. Write their names and what they are used for. Are all these vehicles used for our travel?

| Vehicle | Used for | Vehicle | Used for |
|-----------------------------------------------------------------------------------|----------|------------------------------------------------------------------------------------|----------|
|  | _____ |  | _____ |
|  | _____ |  | _____ |
|  | _____ |  | _____ |
|  | _____ |  | _____ |

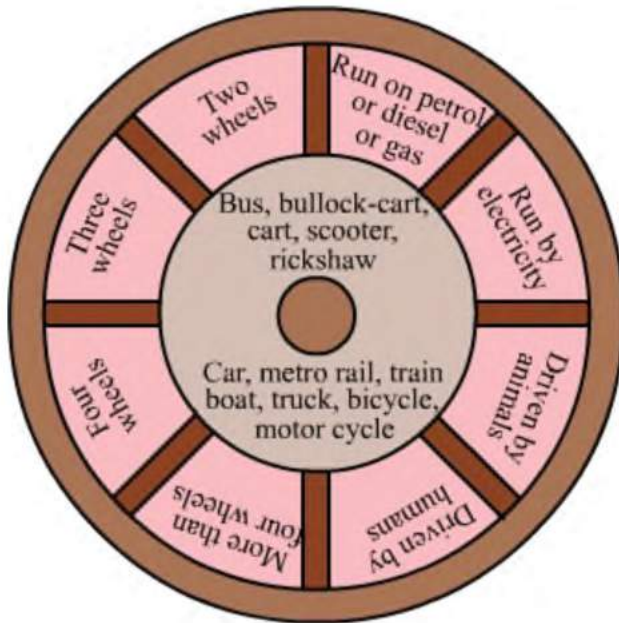
Answer:

| Vehicle | Used for | Vehicle | Used for |
|-------------------------------------------------------------------------------------|----------------------------------------------------|--------------------------------------------------------------------------------------|---------------------------------------------------------|
|  | <u>Carrying goods like vegetable, fruits, etc.</u> |  | <u>Transporting people</u> |
|  | <u>Transporting couriers, mails, etc.</u> |  | <u>Carrying sick people to the hospital</u> |
|  | <u>Transporting physically handicapped people</u> |  | <u>Putting out fires</u> |
|  | <u>For agricultural purposes</u> |  | <u>Transporting goods</u> <u>Transporting people</u> |

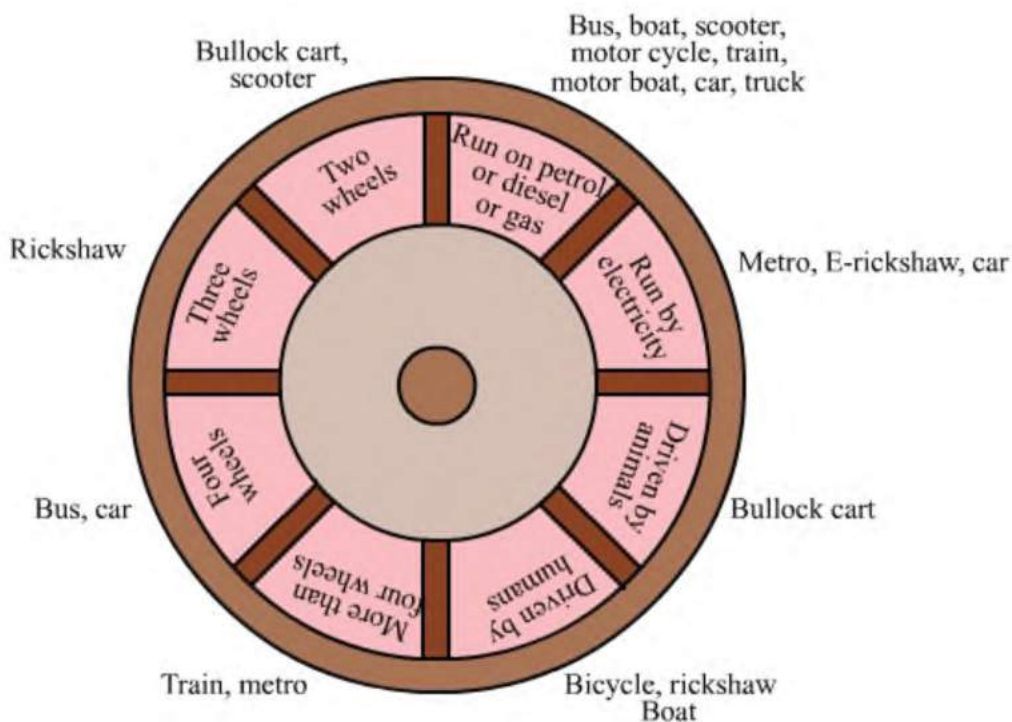
This is a sample answer. The answer of the students may vary from this.

Page No 73:

Question 1: Names of some vehicles are given in the centre of a wheel. Join these on one side to the number of wheels each vehicle has and on the other, join them to what is used to run them.



Answer:



Page No 75:

Question 1: If anybody makes a ‘chhuk-chhuk’ sound you know at once that it is being made for a train. From the sounds given below can you tell which vehicle it is? One example is given.

Chhuk-Chhuk Train Peen-Peen _____ Pon-Pon _____ Tup-Tup _____ Gharr-Gharr _____ Tring-Tring _____

Answer:

Chhuk-Chhuk Train Peen-Peen Car Pon-Pon Truck/Bus Tup-Tup Tanga/Bullock cart Gharr-Gharr Motorbike/Scooter Tring-Tring Bicycle/Rickshaw

Question 2:

* These are the sounds of single vehicles. How does it sound when many vehicles run together on the road making different noises? Isn't there a lot of noise?

* Where have you heard the maximum noise?

* Do you like so much noise? Why?

Answer:

* When many vehicles run on the roads making different noises, then it creates noise pollution and makes us uncomfortable.

* **Disclaimer:** *Students are advised to write the answer on their own.*

* No, we do not like much noise. Loud noise is unpleasant. It damages our ears, cause headache and make us uncomfortable in doing our work.

Page No 76:

Question 1: What all can you see in the picture?

Answer:

The picture shows a building on fire. A fire engine with ladder and hose pipe is present to put out the fire. The firemen are trying to put out the fire using large water pipes. A fireman on the ladder is trying to take out people from the building. Police is also present for the security of the people as we can see a police van. An ambulance is standing to take the injured people to the nearest hospital. It also provides first-aid to the injured.

Question 2: Which vehicles can you see in the picture?

Answer:

The vehicles present in the picture are ambulance, police van and fire engine.

Question 3: What are these vehicles usually used for?

Answer:

A police van is used to provide security to the people. A fire engine has attached hose pipes and ladder for putting out fire and rescuing people. An ambulance takes the sick and injured people to the hospital. It also provides first-aid to the injured people.