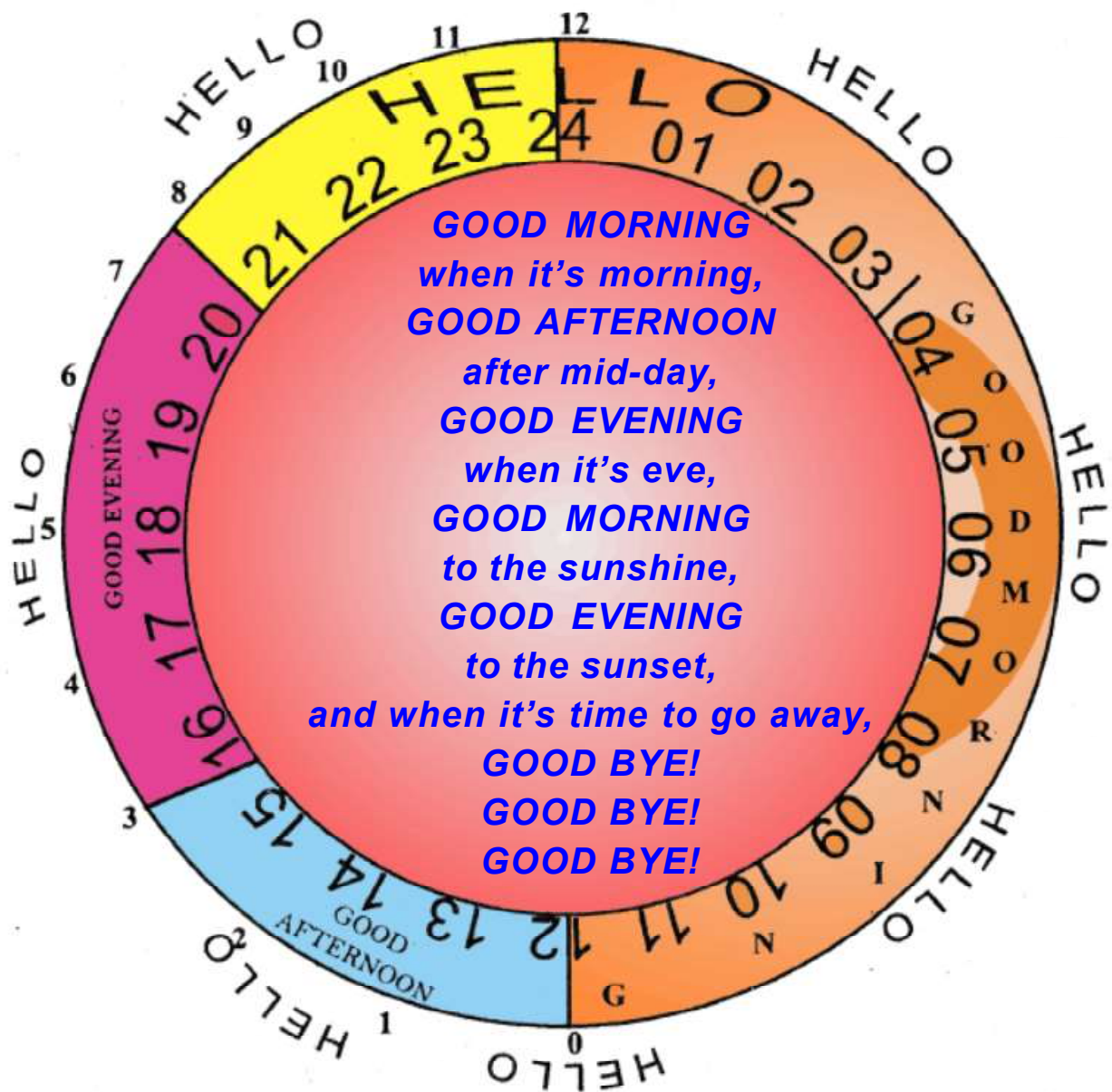


## Lesson 4


## HELLO ! HELLO !



morning, evening, afternoon, good, eve, sun shine,  
sun set, good bye, hello.




## LEARN TO TELL THE TIME




3 o'clock



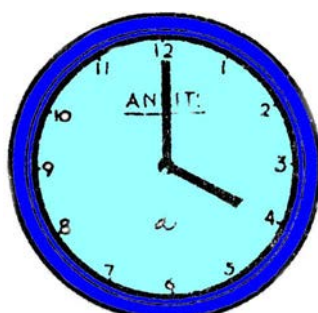
8 o'clock



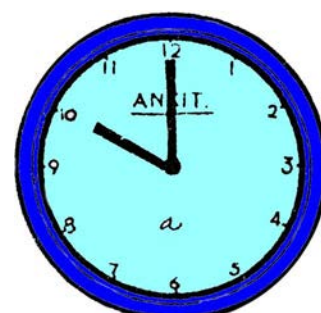
1 o'clock



9 o'clock



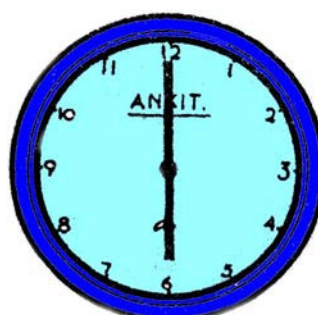
4 o'clock



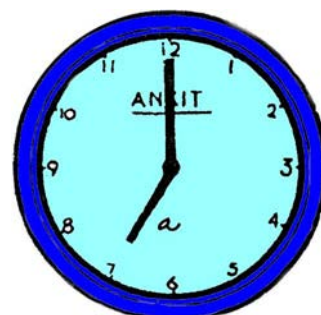
10 o'clock



12 o'clock



6 o'clock



7 o'clock

## EXERCISE

## I. What will you say to greet someone?

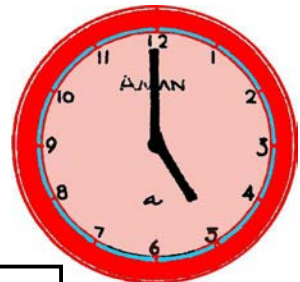
- (1) in the morning .....
- (2) in the evening .....
- (3) in the afternoon .....

## II. What will be the greetings for the time in the clocks? Put the correct number of the greetings below the clocks.

- (1) Good morning                      (2) Good afternoon
- (3) Good evening



3 p.m. ....



5 a.m. ....



Example: (1)  
11a.m. Good morning




7 p.m. ....

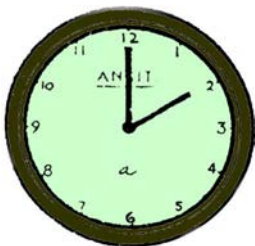


2 p.m. ....

III. Study the picture. Fill in the time (numbers) in the given circles.



IV. Look at the clock and write the time.



2 o'clock



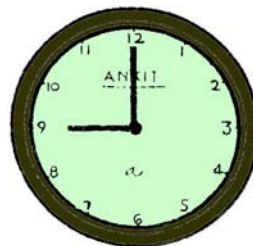
..... o'clock



..... o'clock



..... o'clock




..... o'clock



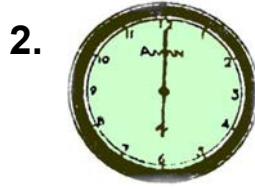
..... o'clock



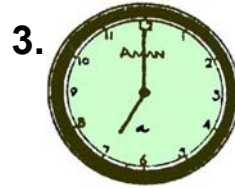
V. Put a tick (✓) mark against the correct answers.




8 o'clock ✓  
5 o'clock



12 o'clock  
6 o'clock



7 o'clock  
4 o'clock



8 o'clock  
10 o'clock

VI. See the time and draw the other hand of the clock.



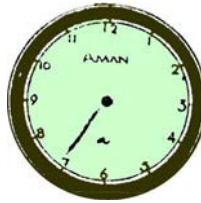
2 o'clock



4 o'clock



10 o'clock



7 o'clock



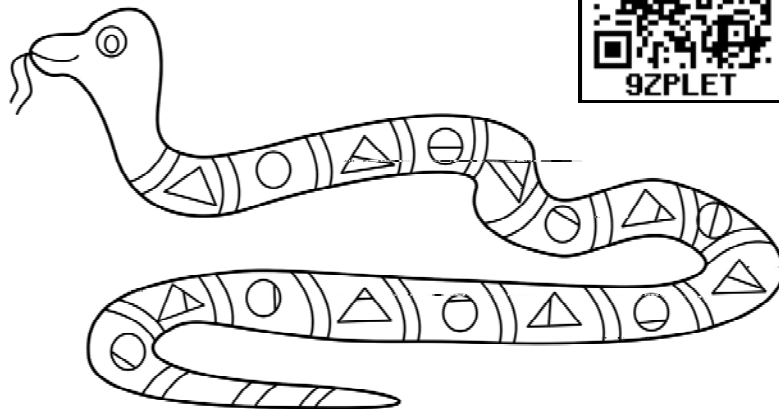
6 o'clock


### Fun time

Let's colour




Find the shapes



1. How many  s are there in the picture?

2. How many  s are there in the picture?

3. How many  s are there in the picture?