

## VII. Structures in context

**(A) Punctuate the following sentences using capital letters, comma, fullstop and question mark appropriately :**

1. i am a man
2. what is your name
3. ankit rahul and rohit are my friends
4. i study in class III
5. he and i are good friends
6. he said i am very happy

**(B) Make three sentences like the sentences given in bracket.**

1. I want ..... ( e.g. I want breakfast.)
2. I want to ..... (e.g. I want to play cricket.)
3. I want to be ..... (e.g. I want to be a singer.)

*Replace the unerlined italic words with appropriate ones and make more such sentences.*

## VIII. Fun time

**Two stories got mixed up. Sort them out and wirte them in the appropriate boxes.**

- We thought the lion had eaten someone.
- Suddenly the kite lifted him off the ground and took him over the treetops.

- He saw a shoe in the lion's cage.
- Finally, the kite brought him back to the park.
- Our class had gone to the zoo.
- Sonu was flying the brand new kite in the park.
- Some children stood and screamed, and some ran to the Director of the zoo.
- Sonu was frightened and excited.
- The lion had not eaten anyone, because the shoe was one of the lion's toys.

### The Magic Kite

---

---

---

---

---

---



### Who did the lion eat?

---

---

---

---

---

---



## LESSON - 10

# HALDI'S ADVENTURE



One morning, as Haldi walked to school, she met a giraffe. The giraffe wore big glasses and held a book in his hand.

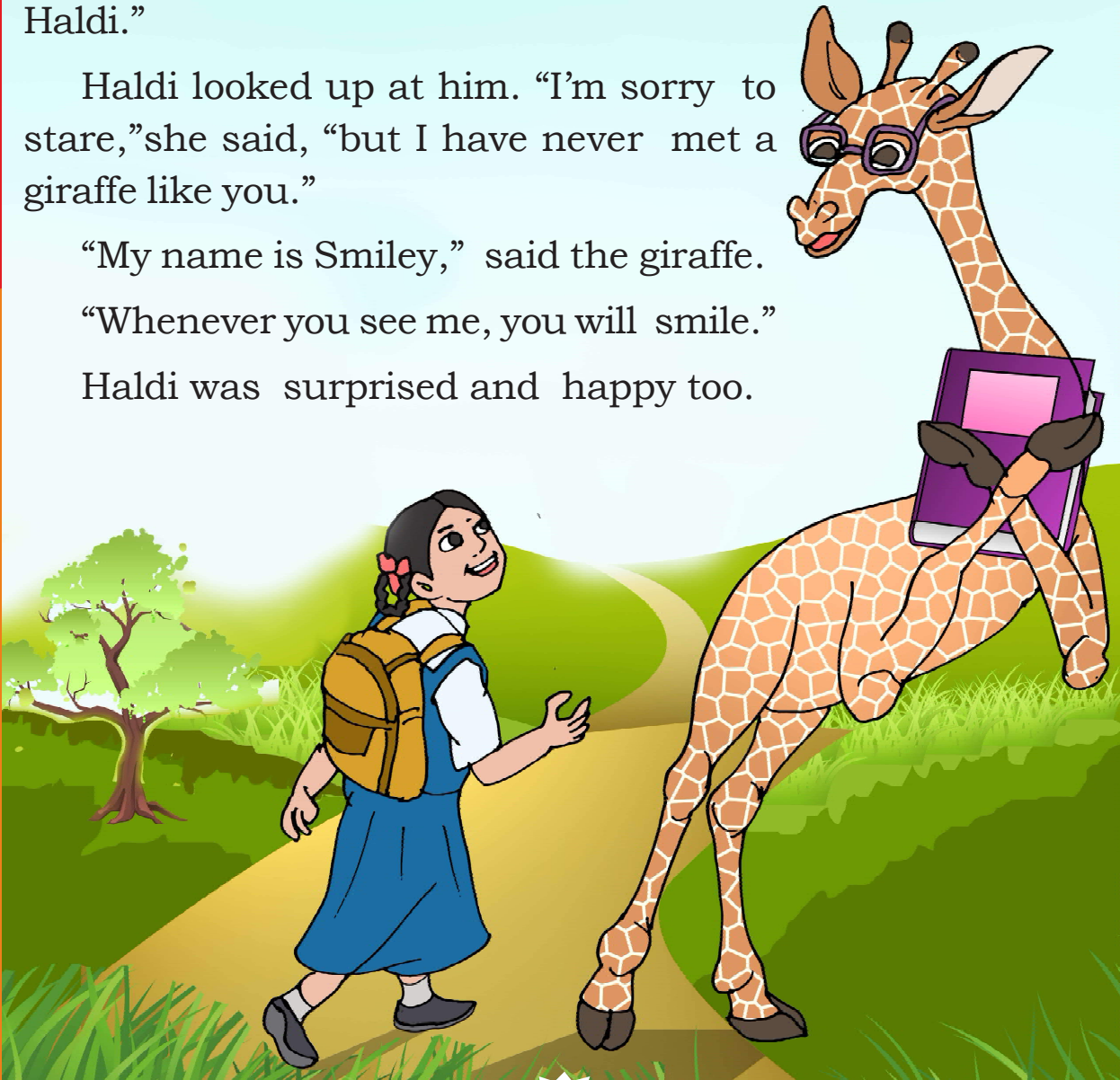
He smiled and said, "Good morning, Haldi."

Haldi looked up at him. "I'm sorry to stare," she said, "but I have never met a giraffe like you."

"My name is Smiley," said the giraffe.

"Whenever you see me, you will smile."

Haldi was surprised and happy too.



Then she remembered that she would be late for school. So she said to the giraffe, "I would love to talk to you but I must rush to school or I will be late."

The giraffe said, "Not if you ride on my back. If you climb on my back, I will run so fast that you will feel you are flying to school. Do you go to school every day?"

"Yes," said Haldi. "I go to school on Mondays, Tuesdays, Wednesdays, Thursdays and Fridays. On Saturdays I play games at school."

"What do you do in school?" asked the giraffe. "I learn about the stars, the trees, the birds and the animals."

"That is good," said the giraffe, "I love books too. They are lots of fun. Now jump on my back. I will take you to school."

Haldi then jumped on the giraffe's back and found that she could see so many things from the top. And before she knew it she had reached the school playground. She climbed down. When she turned back to thank the giraffe, she found that he had gone away.

"Oh!" Haldi thought. "What a wonderful adventure I have had!"





**I. New words**

**surprised, adventure, wonderful, stars, whenever**

**II. Read and write**

**Read the story carefully and answer the questions :**

1. Write the names whose picture is given below



2. Complete the dialogue.

What do you do  
in school?

.....  
.....  
.....



3. Write whether the given statement is true or false.
- (i) The giraffe had a book in his hand.
  - (ii) Haldi was surprised and happy to meet Smiley.
  - (iii) Haldi reached the play ground quickly.
  - (iv) The giraffe took the girl to school on his back.
  - (v) The giraffe attended the school with her.
4. Where was Haldi going?
5. Whom did she meet on the way?
6. Why was the name of the giraffe 'Smily'?

7. Does Smily love books?
8. Who said this?
  - (a) "I am sorry to stare."
  - (b) "Whenever you see me , you will smile."
  - (c) "I love books too."

### III. Say aloud

giraffe, walked, smiled, glasses, stare, whenever, surprised, Wednesdays, reaches, turned, wonderful, adventure

### IV. Let's talk

1. Whom did Haldi meet while going to school?
2. Describe how the giraffe was looking?
3. Have you seen a giraffe?.Where did you see it?

### V. Vocabulary

**Fill in the blanks with suitable words given in the help box.**

**(adventure, stars, surprised , wonderful, stare, whenever)**

1. It is a bad habit to ..... at somebody.
2. Mountain climbing is an ..... for many people.
3. I travelled in an aeroplane. It was a ..... experience.
4. Mohit had helped me ..... I asked him.
5. Nidhi writes with both hands. I was ..... to see that.
6. The sky was clear and the ..... were twinkling.

## VI. Structures in the context

Look at the picture and use correct describing words before the words given below.



white cloud

tall tree

big house

pretty flowers

blue car

**Notes :** All the underlined words are describing the following nouns. These describing words are called adjectives.

**(A) Make a phrase using the following adjectives :**

1. round .....
2. pretty .....
3. hot .....
4. red .....
5. beautiful .....

**(B) Arrange the given sentences in their place to complete the story :**

He asked me to go with him  
but I must ask my father first.

I was surprised

I met a young man.

I was sorry to say

One morning, as I walked to school, .....  
He looked at me and called me by my name. ....  
how he knew me. ....that I did not know  
him. He told me that he was my relative. ....  
to the near by city shop so he could buy some toys for me.  
I said, “ Thank you, It would be fun. I would love to  
come with you .....”

**VII. Let's sing**

The giraffe is so big and tall  
Its head is high and eyes are small.  
It can see things all around,  
And eat the leaves far above the ground.

**Teachers may use this poem for listening activity.  
He/she will make the students circle the words he  
pronounces separately.**

## VII. Fun time

Learn to make a word-web. Make lines to join the boxes outside to the box in the centre



Mountaineering



Skiing



River Rafting



Surfing



Trekking



Rock climbing



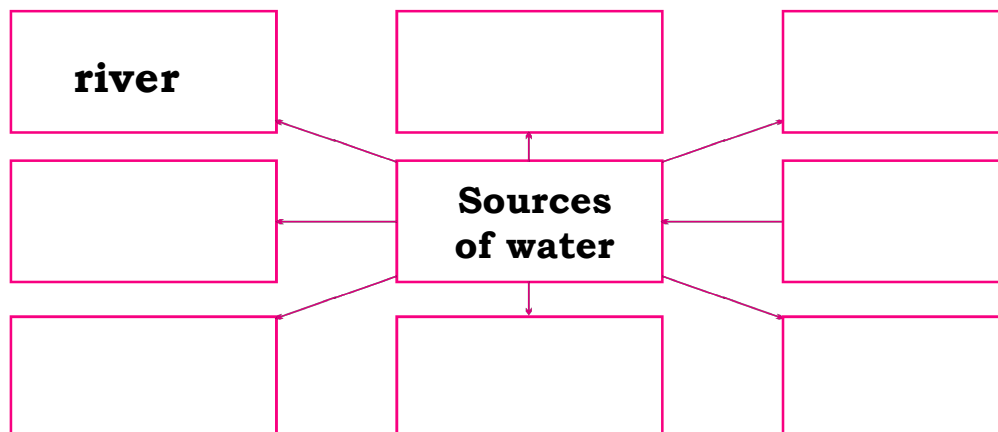
Scuba Diving



Para Gliding

**Adventure Sports**

(C) Make a word-web of sources of water :







## LESSON - 11


# MY COMPUTER

I have a magic box  
We call it the *computer*.  
All you do can be seen  
On its *monitor*

It has a *keyboard*  
And is run by a *mouse*  
It has a *processing unit*  
which is the brain house.



You can see me hear songs  
with the *headphone* on  
And if you want it louder  
There are speakers full-on



I can play games on it  
And solve many riddles,  
Paint and draw and build  
And get answers to puzzles.

I type my name on the keyboard  
And you know what is more,  
It comes out of the printer  
And I can paste it on my door.

## I. New words

**computer, monitor, keyboard, headphone, mouse, processing unit (C.P.U.), full on , paste, printer**

## II. Read and write










1. Label the parts of the computer.
2. Where do you put a CD into a computer?
3. Where will you type your name and where can you see it?
4. What does the mouse of the computer do :  
(a) It runs (b) It clicks (c) It speaks (d) It eats cheese

## III. Let's talk

1. Do you use a mobile?
2. Make a list of things that you can do on your mobile.
3. Have you ever seen a computer?
4. Where have you seen it?
5. Should we all know how to use a computer? Why?
6. Do you have a computer in your school?

#### IV. Let's learn

**Do you know the difference between biography and autobiography?**

##### **Biography**

A biography is the story of a person's life which is written by somebody else.

##### **Example :**

1. Mahatma Gandhi  
by-Vinobha Bhave
2. Bhagat Singh: The  
Eternal Rebel  
by- Malwinderjit Singh

##### **Autobiography**

An autobiography is the story of a person's life which is written by the same person.

##### **Example :**

1. Wings of Fire-  
Dr. APJ Abdul Kalam
2. The Race of My Life-  
Milkha Singh

**Here is an autobiography of a mango tree.**

##### **An Autogrophy of a Mango Tree**

I am a big mango tree standing on the backyard of Mr. Raghu. Once I was just a small seed. Mr. Raghu bought me from a market and sowed in his backyard. He watered me regularly and tended me carefully. Soon I turned in to a big tree with strong branches and densely green leaves. Now I bear sweet juicy fruits on me. Children, young, old and even many birds all love to eat my fruits. In summer people take rest under my shades. Children love to play hide and seek on my branches. I am a home for many birds and other creatures. We all live happily together.

1. Write an autobiography of a computer.

## V. Fun time

**(A) Read the message on the cellphone and write your reply.**

---

---

---

---

---

---



**(B) Write a reply to this message.**

.....

.....

.....

**(C) Write another message like this to your friend.**

.....

.....

.....

**(D) Think that you are a computer. Write some-thing about yourself and share it with your friends.**





## LESSON - 12

# THE MAGIC PORRIDGE POT

Once, there was a little girl named Tara. She lived with her mother. They were very poor.

One day she went to a forest. There she met an old woman. The old woman gave her a pot. She said, "This is a magic pot. It will cook



porridge for you when you say, 'Cook-Pot-Cook'. It will stop making porridge when you say, 'Stop-Pot-Stop'."

Tara was very happy. She ran to her mother and said, "Mother, we will no longer be hungry as I have got a magic pot."

Tara said to the pot, "Cook-Pot-Cook" and the pot cooked porridge. Her mother was very happy and they both ate porridge.

One day, when Tara had gone out, her mother felt hungry. She said to the pot, "Cook- Pot-Cook." The pot started cooking porridge.



After eating it her mother said, “Do not cook pot.” But the pot went on cooking.

Soon the porridge started spilling on the floor. Mother called out again, “Wait - do not cook anymore.” But the pot did not stop.

Mother ran out of the house and porridge followed her. Soon there was porridge everywhere. The whole village saw it. They ran to eat the porridge. When Tara came back, she saw that the road was full of porridge. She ran home as fast as she could. She heard her mother shout, “Tara the pot is cooking and it will not stop.”

Tara called out, “Stop-Pot-Stop” and it stopped cooking porridge.

**-A folk tale**



## I. New words

**magic, cook, porridge, spilling, whole, village**

## II. Read and write

Answer these questions:

1. Where did Tara go one day?
2. What did the old woman give Tara?
3. What did the magic pot cook?
4. What did Tara say to the pot to cook porridge?
5. Who said "Do not cook pot"?
6. Why was there so much porridge on the road?
7. What had Tara to say to stop making porridge?

## III. Let's talk

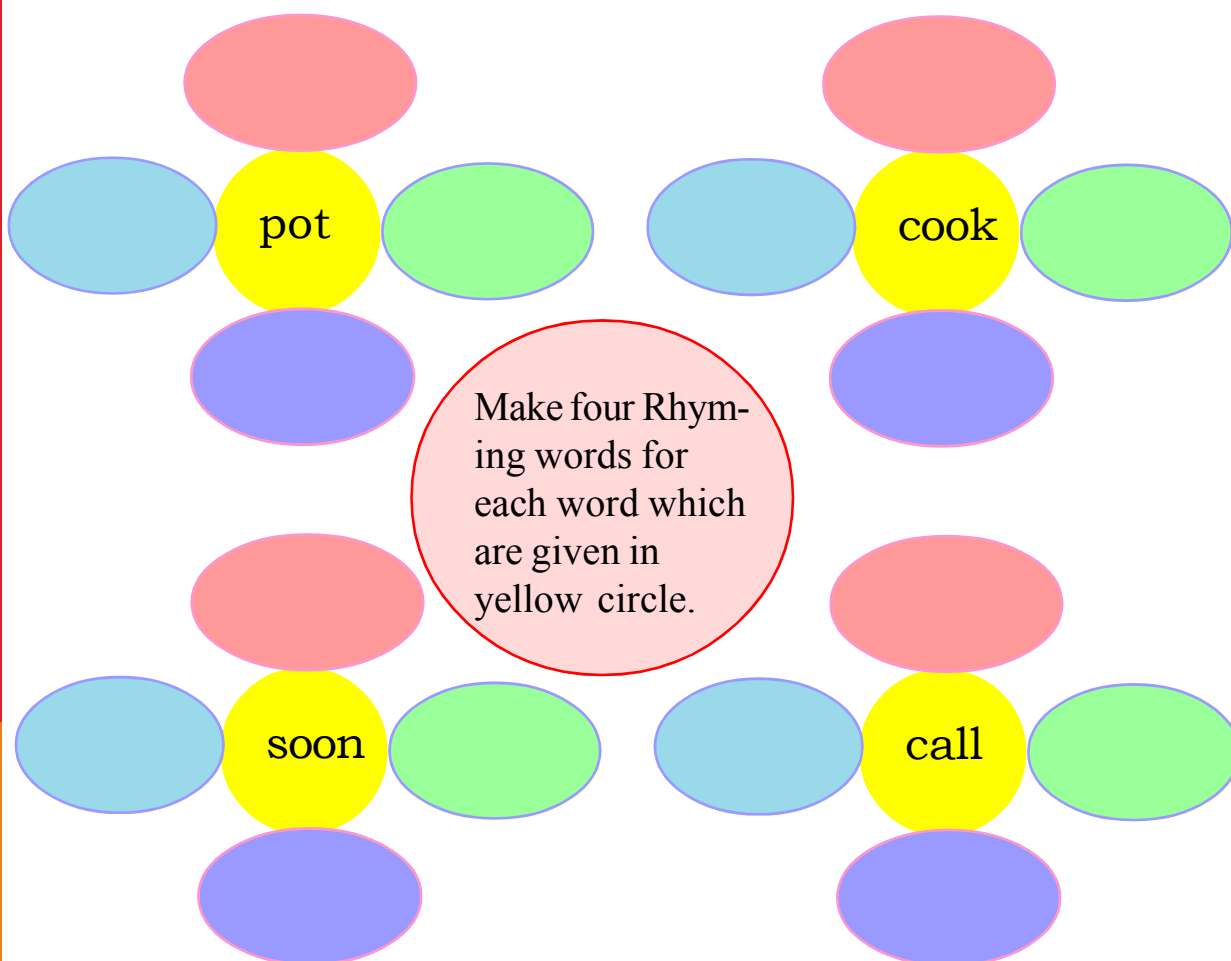
1. What do you eat for your breakfast?
2. Would you like to eat wheat porridge?
3. Have you seen any magic? Tell us about it?
4. What do you call magic in your own language?

## IV. Listen & recite

Peas porridge hot  
Peas porridge cold  
Peas porridge in the pot  
Nine days old  
Some like it hot  
Some like it cold  
Some like it in the pot  
Nine days old



## V. Vocabulary



**Look at the letters given below and make words starting with them.**

k	.....	.....	.....
p	.....	.....	.....
j	.....	.....	.....
t	.....	.....	.....
m	.....	.....	.....

## VI. Let's learn and practise

**In TV channels we often watch interview with persons. An interview is a meeting at which one asks questions about ones life , ones opinions on certain issues.**

### An Interview with Grandfather:

**Rani :** Good morning, Dadaji!.

**Grandfather :** Good morning, Rani? Nice to see you!

so early in the morning! Is there something special today?

**Rani :** Yes, Dadaji. It's very special. I will interview you today.

**Grandfather :** What is that?

**Rani :** I will ask some questions about you and you will answer them.

**Grandfather :** O.k, I am ready.

**Rani :** When and where were you born?

**Grandfather :** I was born in my mother's village, Nawagaon near Nawapara Rajim on 4th April in 1955.

**Rani :** By what name did your parents call you?

**Grandfather :** They used to call me Chhotu. Since I was the youngest among my four brothers and two sisters.

**Rani :** How old were you when you started school?

**Grandfather :** I was seven years old.

**Rani :** Were you a good student?

**Grandfather :** Ofcourse, I was.

**Rani :** What is your education?

**Grandfather :** My education is up to class 10 th.

**Rani :** What did you want to be?

**Grandfather :** I wanted to be a farmer and that is I am.

**Rani :** What is your hobby?

**Grandfather :** My hobby is gardening.

**Rani :** Thank you, Dadaji! Everybody will share the interview in the class tomorrow. So will I. It is very interesting.

**Grandfather :** Thank you, my child! It's the first interview I ever faced.

*Interview the persons around you and in your locality e.g. your grandmother, class teacher, your headmaster, your English teacher, the Sarpach of your village, your family members, a carpenter, a barbar, a plumber, a farmer etc. and share it with your class.*



## VII. Fun time

### Let's cook porridge.

Your grandmother must be making delicious porridge. Would you also like to learn how to make it?

Ask your mother or an older person to help you.

You need – Milk, porridge, sugar

- Take hot milk.



- Add cooked porridge.



- Add sugar and eat it.



**1. Repeat this recipe in your language to the class.**

**2. Give instructions to make tea.**

## LESSON - 13

# HE IS MY BROTHER



Once upon a time there was a small hill. A path went up the hill.

It went through thick and lovely woods of pine and fir trees. People often walked on it to a holy place.

One day when the sun shone high in the sky, many people were seen climbing up the hill. They were climbing slowly and carefully.

A girl also climbed the hill with them. Her name was Meena. Meena was twelve years old. She carried a small boy on her back. He was four years old. His hair was curly. His eyes were black and his face was as fresh as the morning dew.

As the sunshine danced through the trees, Meena climbed the hill slowly and steadily. Meena was happy. The boy was also happy.

A man in the group looked at Meena. He felt sorry for her. He asked her, "My child, why are you carrying the boy on your back? Don't you feel his load?"

Meena looked at him in wonder. She could not understand him. (Her brother was unable to walk). Meena asked, "Load? Of course not! He is my brother!"



**I. New words**

**understand, climb, holy, dew**

**II Read and write**

**(A) Answer these questions :**

1. Where were the people going?
2. What did the man say to Meena?
3. Why do you think Meena was carrying her brother?

**(B) Choose the correct answer :**

**(i) The path went ..... :**

- (a) up the hill.
- (b) down the hill.
- (c) away from the woods.
- (d) between two hills.

**(ii) Which statement is not correct about Meena's brother :**

- (a) Meena's brother is four years old.
- (b) He was tired.
- (c) He couldn't walk.
- (d) He enjoyed the ride on the back.

**(iii) Meena didn't feel any load on her back because :**

- (a) she was beautiful.
- (b) she didn't carry any load.
- (c) she was 12 years old.
- (d) she was carrying her brother on her back.

### III. Let's talk

**Do you help your family members in their work?**

- (i) What do you do for your mother?
- (ii) How do you help your father?
- (iii) When do your friends ask for help?

### IV. Vocabulary

- (A)** 1. The rat ran **in** when the cat ran -----  
 2. The lion is **big** but the ant is-----

**(B) Underline the word in the group which is not related to the given word.**

understand	: know, follow, do, under
holy	: sacred, whole, pious, religious
dew	: drop, cold, fresh, hot
woods	: would, jungle, forest, trees
load	: heavy, tiny, big, burden

**(C) Rearrange the letters to make words :**

b c m l i	<input type="text"/>
r n o w d e	<input type="text"/>
l r y c u	<input type="text"/>
h r e f s	<input type="text"/>
e p l o p e	<input type="text"/>

### V. Structures in context

**Read the sentences :**

- People were climbing carefully.
- Meena climbed the hill slowly.

- Rani Laxmi bai fought bravely.
- Mrs. Sudha speaks softly.

Words that tell us something more about a verb or action are called adverbs like climbed slowly, speaks softly and fought bravely.

**(A) Fill in the blanks with the correct words from the brackets :-**

1. They danced on the floor \_\_\_\_\_.  
(beautiful/beautifully)
2. She knows the road \_\_\_\_\_. (good/well)
3. She speaks very \_\_\_\_\_. (quiet/quietly)

**(B) Write adverbs of the following adjectives :**

1. noisy - \_\_\_\_\_
2. clear - \_\_\_\_\_
3. beautiful - \_\_\_\_\_
4. slow - \_\_\_\_\_
5. tidy - \_\_\_\_\_
6. lucky - \_\_\_\_\_

**VI. Class activity**

Write your name and write a word for each letter. The word must start with the same letter.

e. g. : My name is SUMAN. There are five letters in my name.



S - sugar

U - umbrella

M - mouse

A - apple

N - nose

**Teacher may ask students to write words giving different conditions such as:**

**Letters in the  
name**

**S**

**U**

**N**

**I**

**L**

**An adjective starting  
with each letter**

**simple**

**useful**

**noble**

**intelligent**

**lazy**

- (1) Each word should have three letters.
- (2) Each word should have four letters.
- (3) Each word should be a doing word.
- (4) Each word should be an adjective.
- (5) Each word should be noun.

## VII. Let's Learn

**1. Write a letter to your grandmother. Tell her about your studies and about the competition in which you are taking part.**

Ward 15'

Near Hanuman Temple,  
Raipur.

Your Address

Date     /     / 2017

Date

Dear Dadiji

I am well here and hope the same for you there. My Half Yearly Examinations are over. I did well in all subjects. There is an inter-school quiz competition on Chhattisgarh in our school after twelve days. My class teacher has selected me in the team. Dadaji has a good book on Chhattisgarh. Please send it through someone. I do remember the summer vacation with you and your dishes like Chila, Fara, Kadhi and Patal chutney very much. My regards to Dadaji.

Body

Your loving grandson  
Sanju

Closing

**2. Now, write a letter to your friend or relative in another city telling him/her about activities/events in your school.**

**Follow the same pattern as the above letter.**



This image shows a blank sheet of white paper with horizontal ruling lines. The lines are evenly spaced and extend across most of the page width. In the top right corner, there is a colorful cartoon illustration of a young girl with dark hair tied back, wearing a blue shirt, sitting and writing in a notebook with a green pen. A QR code is located in the bottom right corner.





## LESSON - 14

# I AM LUCKY

**Listen and recite**

If I were a butterfly  
I would be thankful  
For my wings.

If I were a myna in a tree  
I would be thankful  
That I could sing.

If I were a fish in the sea  
I would be thankful

That I can wriggle and giggle with glee.

So, I just think I am lucky to be “me”.

Not “you” but “me”


If I were an elephant


I would be thankful

That I can raise my trunk.

If I were a kangaroo

I would try to go  
Right upto the moon





If I were an octopus  
I would be thankful  
For my eight arms  
So, I just think I am lucky to be “me.”  
Not “you”, but “me.”  
What do you think you want to be?  
Do you want to be like me?  
Or just you? Just you.....

## I. New words

**butterfly, myna, kangaroo, octopus, arms**

## II. Read and write

**Complete these sentences:**

<b>Animals</b>	<b>Action</b>
A butterfly	.....
.....	Can wriggle
An Elephant	.....
You	.....

## III. Say aloud

butterfly, thankful, wriggle, giggle, kangaroo, moon, octopus, arms, just.

## IV. Let's talk

1. Why do you think the butterfly likes its wings?
2. What can the myna do?
3. What can you do-sing/paint/write.....?
4. Do you think the fish was really happy to be in the water?
5. What are the lucky things that have happened to you?  
Tell your friends in the class.

## V. Vocabulary

**(A) Fill in the blanks using the hint words given below :**

**hop, roar, swim, fly**

1. If I were a kangaroo, I would ..... like them.
2. If I were a tiger, I would ..... like them.
3. If I were a fish, I would ..... like them.
4. If I were a bird, I would ..... like them.

**(B) Write five other words similar to the first one and use them in your own sentences :**

**thank + full = thankful**

1. help + full = helpful
2. care
3. beauty
4. use

## VI. Structures in context

**Complete the sentences.**

1. If I were the head of the village, I would .....  
.....
2. If I ..... I would fly in the sky .
3. If I were your brother I would .....  
.....
4. If I were a tree I would .....

## VII. Let's Write

**Write your answer in five lines.**


**Why are you thankful to God ?**



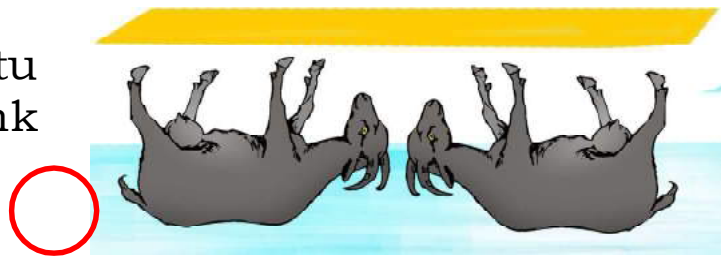
## VII. Fun time

Here is the story “**Foolish Goats, Wise Goats**”. It has been divided into four parts and put in jumbled order. Look at the pictures and write a number in the circle according to its sequence.


Pintu and Mintu were two wise goats. They did not fight. Gotu sat down and let Lotu cross first.




This way Pintu and Mintu both reached the bank safely.



Pintu and Mintu fought and both fell into the river.



Two foolish goats Pintu and Mintu wanted to cross the bridge first.



## LESSON - 15



# THE MISER

Once there was a very rich man. He was a miser. He ate very cheap food and spent very little money. He lent money to small shopkeepers at a high interest. In this way he earned a lot of money. Every morning he went out to see the shopkeepers and came home at midday.

The miser had a watchman to look after his house.

The watchman lived in a hut near the gate. He liked fish and his wife cooked it for him every day. The watchman told his wife, "Cook the fish before midday. Our master will be out then. He doesn't eat meat or fish and he will not like the smell of fish."

One day, the master came home early. He walked past the watchman's hut and caught the smell of fish. It was a nice smell and he liked it very much.



That afternoon he called the watchman and asked him, "What were you cooking today?"

The watchman said quickly, "I won't do it again, Sir. Please excuse me."

The miser said, "Don't be afraid. I am not angry."

What was your wife cooking? Please tell me."

The watchman said, "We were cooking fish."

The miser said, "Please cook it every day. I like the smell very much."

The watchman and his wife thought, "Our master is mad." But they cooked fish every day.

After a month, one evening the watchman and his wife came to see their master.

"Sir, you like the smell of fish," the watchman said to his master, "So we cook it every day. But fish is not cheap. It is very costly. It costs us a lot of money. I earn only thirty rupees a month. So please give us money for the fish."

The miser thought for a while. Then he said, "Oh, all right. Wait here." He went into his room and shut the door behind him. He took out some silver coins from a bag. He dropped them one by one on the floor. The watchman and his wife heard the tinkle of the coins and were very happy. They said, "He is going to give us all that money."



After some time their master came out and sat down on a chair. He then asked the watchman and his wife.

“Did you hear the tinkle of the coins?”

“Yes, sir, we did.” Said the watchman.

“Did you enjoy it?” asked the miser.

“Yes, sir,” said the watchman and his wife.

The miser then said, “ Alright, I enjoyed the smell of your fish and you enjoyed the sound of my coins. I don’t ask for your fish, so you don’t ask me for money. Now go away.”

## I. New words

**coin, meat, midday, tinkle, while, lend, excuse,  
one by one**

## II. Read and write

### (A) Answer these questions :

1. How was the rich man?
2. Who did he lend money to?
3. What did the watchman's wife cook everyday?
4. Did the miser like the smell of the fish
5. The miser enjoyed the smell of the watchman's fish. What did the watchman and his wife enjoy?

### (B) Who said and to whom :

1. "Cook the fish before midday", .....said to .....
2. "Please cook it everyday. I like the smell very much." ..... said to .....
3. "He is going to give us all that money."..... said to.....
4. "Did you hear the tinkle of the coins?" ..... said to .....

## III. Say aloud

miser, shopkeepers, interest, earned, midday, cooked, fish, walked, liked, excuse, costly, dropped, tinkle, coins, alright, enjoyed, won't

## IV. Let's talk

### (1) Work in pairs :

- Ask your friends questions about all the thing she or he does.
- Use question words such as where, what, how, who, when, why, (One is done for you).

Ranu : I take my lunch at 12 O'clock

Manju : When do you take your lunch?

Ranu : I play in the ground

Manju : .....

Ranu : I go to school at 9.45 a.m.

Manju : .....

Ranu : I take rest at home on Sunday.

Manju : .....

Ranu : Bablu is my brother

Manju : .....

## V. Vocabulary

**meat, while, coin, shut, tinkle, enjoyed, interest, smell, wait, excuse**

1. I felt pity for the beggar and give him a ..... of five rupees.
2. I am vegetarian. I don't eat ..... .
3. The greedy man loves the ..... of coins very much.



4. Please do not disturb me ..... I am at work.
5. The student said, " Sorry, I am late. Please excuse me this time.
6. Sushant gave a birthday party in the school canteen. We all ..... it very much.
7. I am not coming today. Please do not ..... for me.
8. .... the door or any animal may enter the house.
9. I can lend you money at the rate of 12 percent .....
10. I don't like the strong ..... of garlic.

## VI. Vocabulary

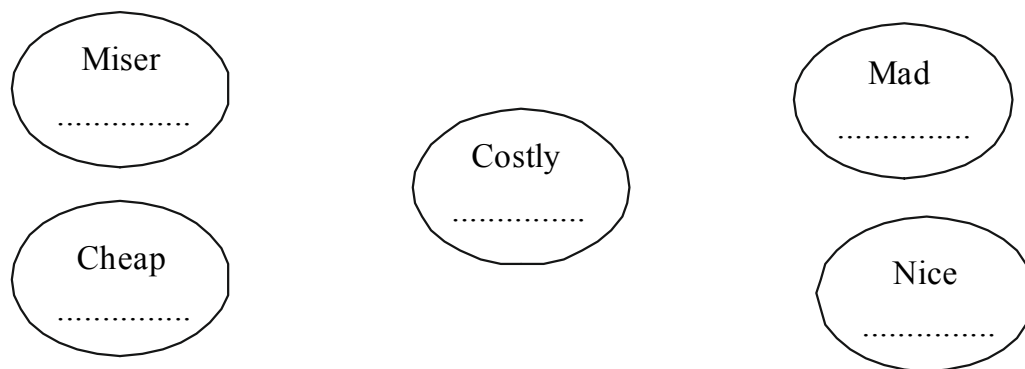
### (A) Match with the correct antonyms:- (opposites) :

miser	—	sad
cheap	—	slowly
quickly	—	spendthrift
shut	—	costly
happy	—	servant
master	—	weak
strong	—	open

### (B) The words in the circle describe something or someone in the story. Name them in the blanks provided.

**Make sentences of your own with the words in the box.**





## VII. Structures in context

### (A) Grammar Notes:

**At :** specific time : Ex.- 7 O'clock, 8.30 a.m

Holiday period : Ex.- at christmas. Night

**In :** Ex.- Morning. Evening

Year, month. season Ex.- in 1998, in winter

### (B) Fill in the blanks using 'in' or 'at' :

1. Aasim goes to school ..... the morning.
2. Mahak plays with her friends ..... the evening
3. He comes home for lunch ..... midday.
4. His school ends ..... 4 p.m.
5. Bunty wakes up ..... 7 O'clock in morning.
6. My younger brother was born ..... 2006 ..... the month of January.
7. The train arrived ..... 3.30 pm.

## VII. Fun time

This picture story has been jumbled up. Write the digit 1 to 4 in the circle to show the correct sequence of the pictures.


The bear stopped near the man, sniffed at him and went away.




Climbing on a tree



After sometimes



Two friends were passing through a jungle. Suddenly



## LESSON - 16

# NINA AND THE BABY SPARROWS



There was great joy in Nina's house. Nina's aunt was getting married. Nina, her father, mother and little brother were all going to Delhi for a wedding. Everyone was happy, except Nina.

Her mother took her to the market to buy a new dress. "What colour would you like?" Mother asked.

"I don't want a new dress, Mother," said Nina. "*Salwar-kameez* then?"

Nina shook her head.

"What about those lovely white shoes you saw last week?" "I don't want those, either. Thank you, Mother."



Nina's mother was upset, but she said nothing. They went back home and had lunch. After lunch mother came and sat near Nina. "What is it, child?" she asked. "Why did you say 'no' to everything?"

“Mother, I don’t want to go to the wedding.”

“But why?”

Nina said nothing. Instead, two big tears rolled down her cheeks. Mother put her arms around



Nina. Don’t cry, my pet.” she said. “why don’t you tell me what’s bothering you?”

More tears rolled down Nina’s cheeks. “Mother.” she said, “there’s a sparrow’s nest on the bookshelf in my room. And there are two baby sparrows in the nest.”

“I see .....,” said mother.

“They’re just beginning to get their feathers. And growing up makes them so hungry. All day long they cry ‘cheep-cheep’, asking for food.

“I see! said Mother.

“If we go, the whole place will be locked. And how will papa and mama sparrows feed their babies?”

“Oh Nina“, cried Mother, giving her a big hug. “Is that why you don’t want to go to the wedding? But that’s no problem at all, we’ll leave the window open.”





“Oh, can we, Mother? Can we? Really?”

“Yes, yes. we’ll remove all your things from the room and lock the door on the outside. So the house will be perfectly safe and papa and mama sparrow can come and go freely, too. Just think, Nina ..... while you enjoy yourself at the wedding, the baby sparrows will be getting nice and fat in their nest. Good idea, isn’t it?”

It was a good idea. When Nina came back from the wedding, there were two plump little sparrows flying all over the room, And wasn’t Nina thrilled!

**I. New words**

joy, bother, marry, upset, feed, remove, wedding, shake, hug, instead, plump, thrilled

**II. Read and write**

1. Why was there a great joy in Nina's house?
2. Why was Nina worried ?
3. What did mother suggest?
4. What did Nina find when she came back from wedding?
5. Write a few lines about Nina.

**III. Say aloud**

joy, married, white, either, bothering, hug, problem, remove, perfectly, freely, plump, thrilled

**IV. Let's talk**

**What will you do for the solution of the given problems**

<b>If I have this problem</b>	<b>I will do this</b>
(1) If I am ill	I will go to a doctor.
(2) If I don't understand anything in the class	I will .....
(3) If someone fights with me	
(4) If any unknown person asks me to go with him.	
(5) If anyone touches me how I don't like	

## V. Vocabulary

**(A) Fill in the blanks with the suitable words from the help box :**

**dress, bookshelf, window, married, happy, sparrow**

Nina's aunt was getting  Every one was very   
Nina's mother took her to the market to buy a new  But  
Nina was worried. There was a  with two baby   
sparrows on the  in her room. Mama and papa sparrows  
flew into the room through the  to feed the baby  
sparrows. If the whole house is locked how the baby sparrows  
would live.

**(B) Match the words with their antonym :**

problem	sorrow
bother	add
joy	comfort
remove	solution

**(C) Use the following words in your own sentences :**

**wedding, upset, hug, instead**

## VI. Structures in context

**Contractions: shortening or words**

Look at these sentences.

'I'm a student. I'll go to school.'

I @m      I (will)

The words I'm and I'll are short forms of I am and I will. They have been shortened to make one word by removing the a and wi and putting an apostrophe (') in its place.



There are many words like these which can be shortened.

Look at this table to understand how some words are shortened.

I am	I'm
we are	we're
I do not	I don't
I have	I've
I will	I'll
She does not	She doesn't
He is	He's
He is not	He isn't
She is	She's
That is	That's

## VII. The tenses

Tense means time.

Time is expressed by using the correct form of the verb in a sentence.

<b>Tense</b>	<b>Examples</b>
Present tense - The time now	Suman is writing a letter.
Past tense - The time before now	Suman wrote a letter.
Future tense - The time after now	Suman will write a letter.

**Complete this table. Write the correct forms of the verbs. One has been done for you.**

<b>Today</b>	<b>Yesterday</b>	<b>Tomorrow</b>
I play. I dance. I sing. I read I teach. I go. I cry. I cut.	I played	I will play.

## VII. Fun time

- Would you like to have birds visiting you everyday? What would you do for that ?
- Try making a bird-bath and a feeding corner for birds.
- You can place a bowl of water in a quiet corner of the house.
- Leave bread crumbs, grains etc. for your feathered friends.



Look at the pictures and write the name of things you need to make them.



### **If there are mentally challenged students in your class:**

1. Break the lesson into small portions. Explain difficult concepts with examples and in simple language. Try and relate difficult concepts with experiences from daily life.
2. Pay constant attention to these students while teaching so that they do not lose their focus. Encourage them to answer questions in class and reward them when they answer properly.
3. Encourage the other students to be friendly and helpful towards their mentally challenged classmates.